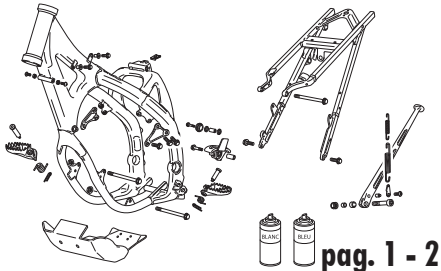
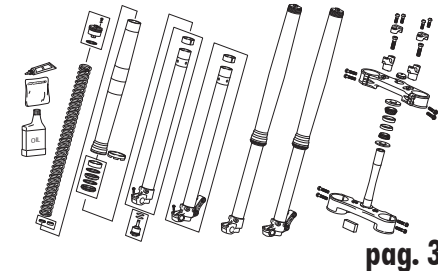
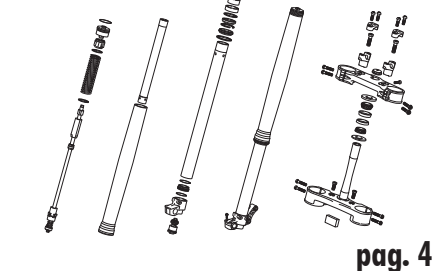
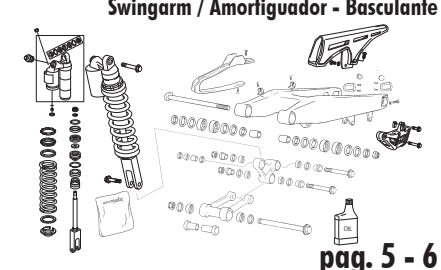
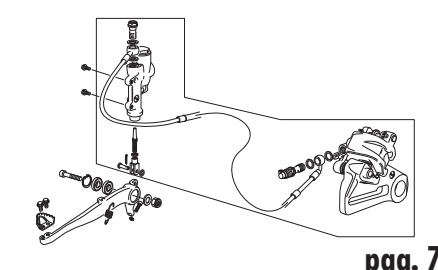
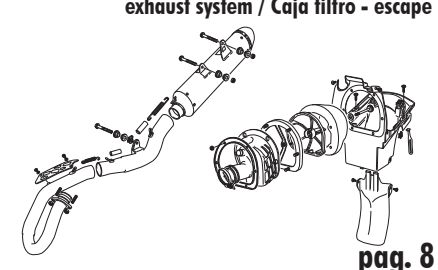
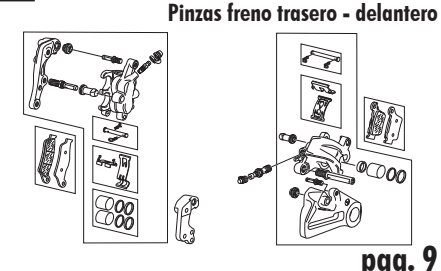
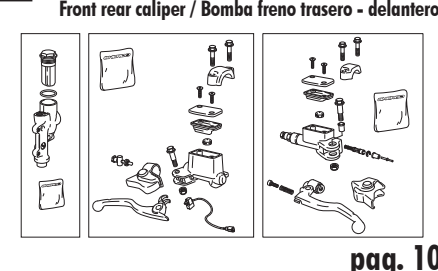
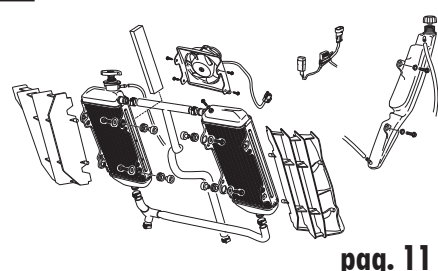
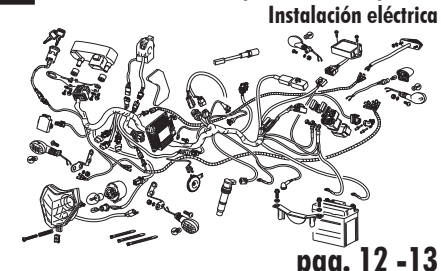
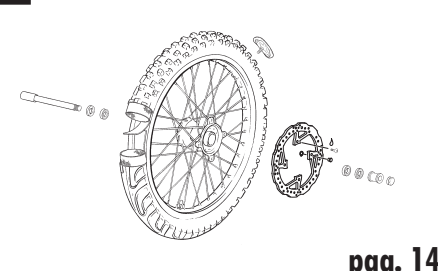
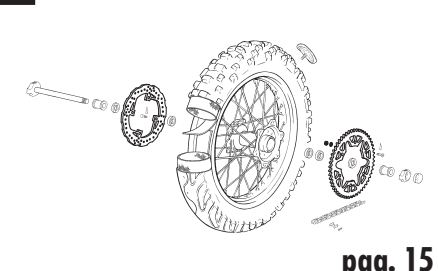
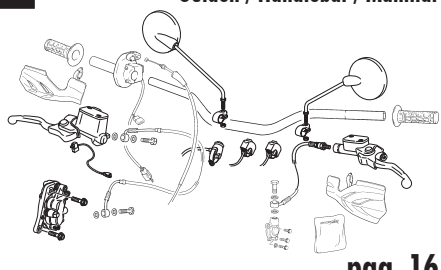
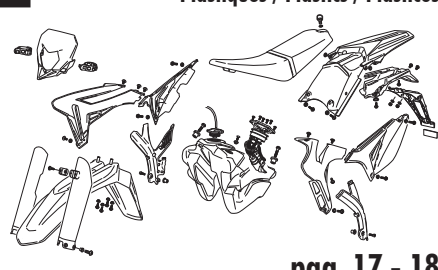
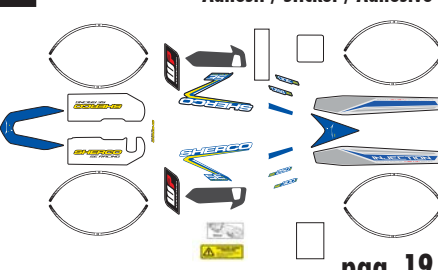
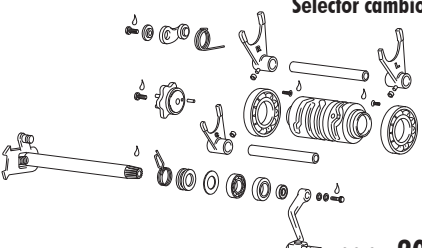
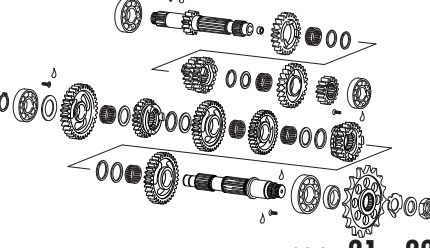
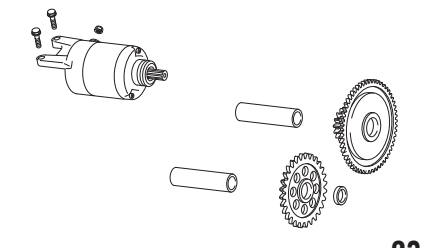
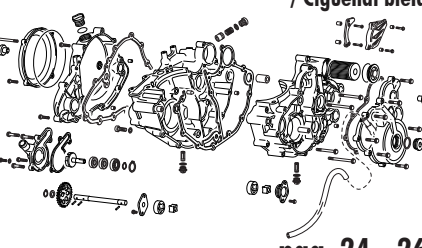
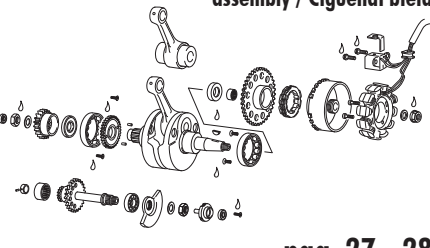
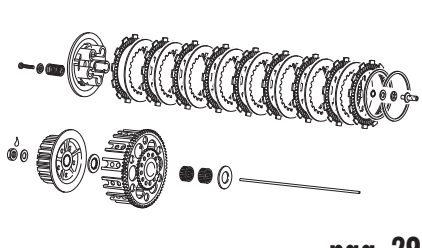
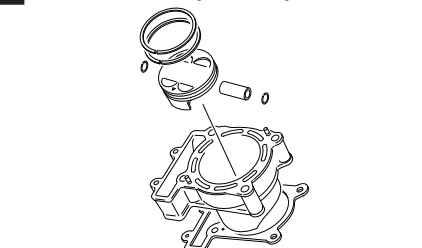
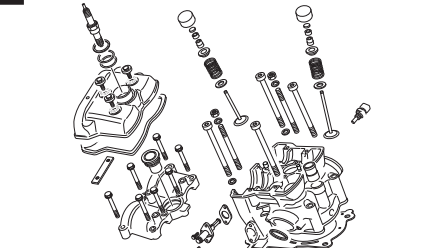
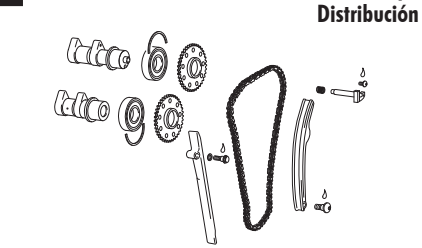
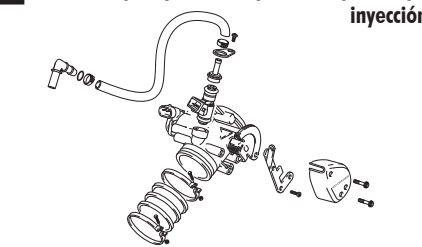
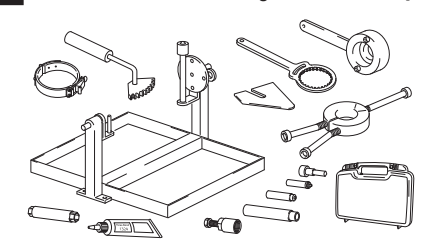


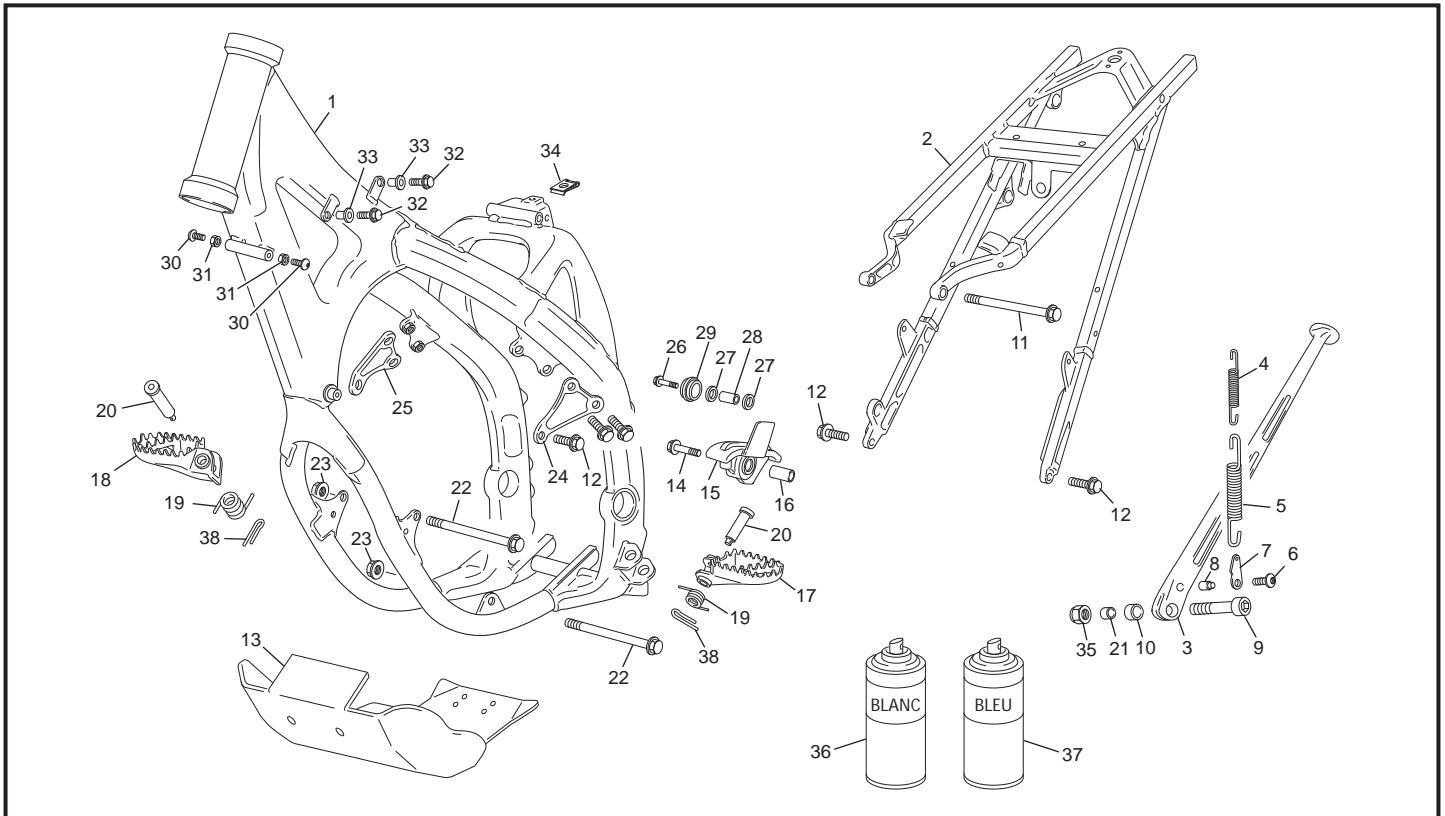
Spare part's book **13**
SE 250i-R
SE 300i-R

SHERCO
Motorcycles

300
RACING

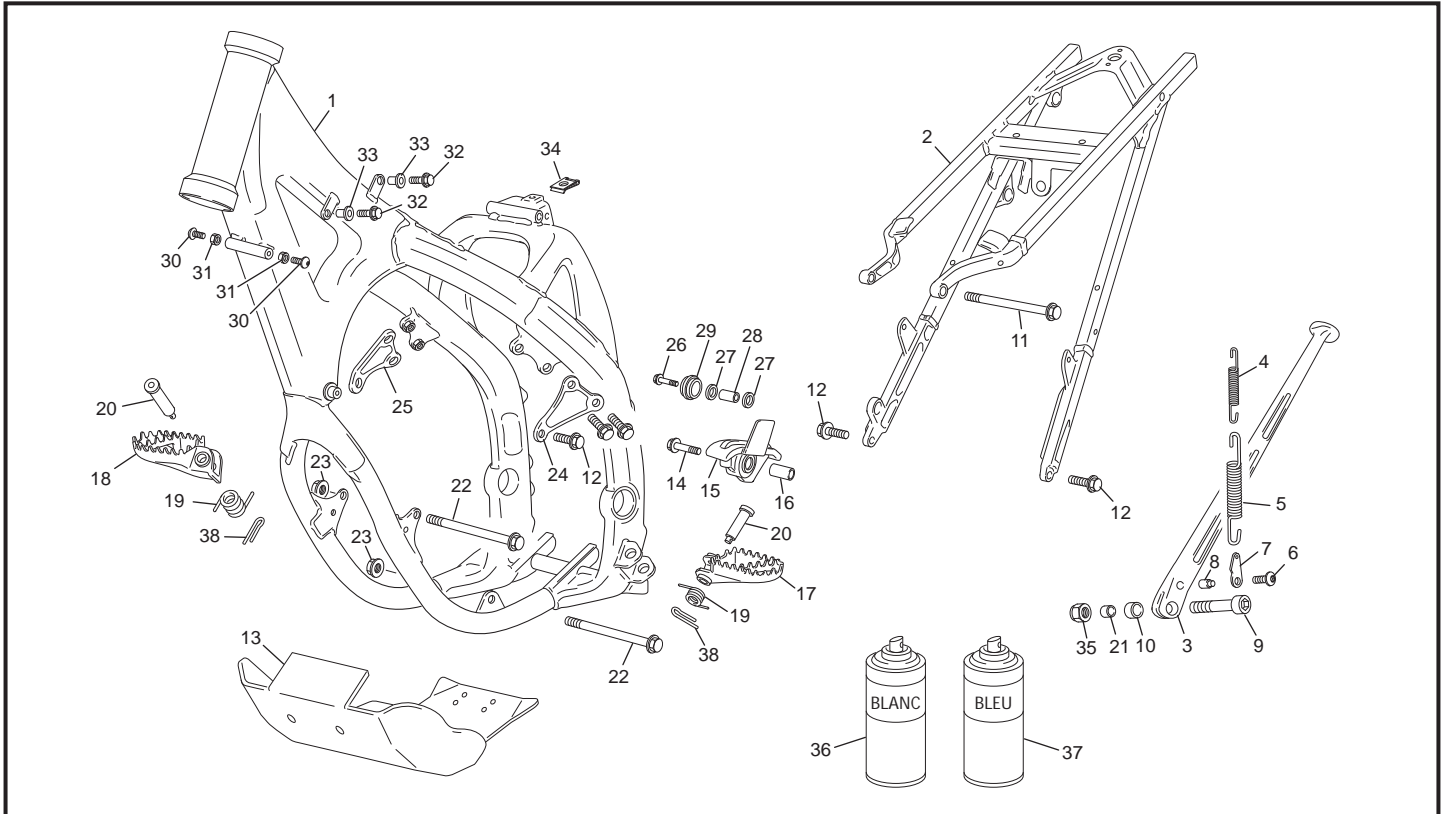
<p>1 Cadre / Frame / Chasis</p>  <p>pag. 1 - 2</p>	<p>2 Fourche / Fork / Horquilla WP</p>  <p>pag. 3</p>	<p>3 Fourche / Fork / Horquilla SACHS</p>  <p>pag. 4</p>
<p>4 Amortisseur - Bras oscillant / Rear Shock - Swingarm / Amortiguador - Basculante</p>  <p>pag. 5 - 6</p>	<p>5 Frein arrière / Rear brake / Freno trasero</p>  <p>pag. 7</p>	<p>6 Boîte filtre - échappement / Air filter box - exhaust system / Caja filtro - escape</p>  <p>pag. 8</p>
<p>7 Etrier frein arrière-avant / Front rear caliper / Pinzas freno trasero - delantero</p>  <p>pag. 9</p>	<p>8 Maître cylindre frein avant - arrière / Master cylinder Front rear caliper / Bomba freno trasero - delantero</p>  <p>pag. 10</p>	<p>9 Radiateur / Radiator / Radiador</p>  <p>pag. 11</p>
<p>10 Faisceau électrique / Electrical system / Instalación eléctrica</p>  <p>pag. 12 - 13</p>	<p>11 Roue avant / Front wheel / Rueda delantera</p>  <p>pag. 14</p>	<p>12 Roue arrière / Rear wheel / Rueda trasera</p>  <p>pag. 15</p>
<p>13 Guidon / Handlebar / Manillar</p>  <p>pag. 16</p>	<p>14 Plastiques / Plastics / Plásticos</p>  <p>pag. 17 - 18</p>	<p>15 Adhesif / Sticker / Adhesivo</p>  <p>pag. 19</p>

<p>16 Selecteur / Gear selector group / Selector cambio</p>  <p style="text-align: right;">pag. 20</p>	<p>17 Boite a vitesses / Gear set / Cambio</p>  <p style="text-align: right;">pag. 21 - 22</p>	<p>18 Demarreur / Starter Motor / Motor Starter</p>  <p style="text-align: right;">pag. 23</p>
<p>19 Villebrequin assemble / Crankshaft assembly / Cigüeñal biela</p>  <p style="text-align: right;">pag. 24 - 26</p>	<p>20 Villebrequin assemble / Crankshaft assembly / Cigüeñal biela</p>  <p style="text-align: right;">pag. 27 - 28</p>	<p>21 Embrayage / Clutch / Embrague</p>  <p style="text-align: right;">pag. 29</p>
<p>22 Cylindre / Cylinder / Cilindro</p>  <p style="text-align: right;">pag. 30</p>	<p>23 Culasse / Cylinder head / Culata</p>  <p style="text-align: right;">pag. 31 - 33</p>	<p>24 Distribution / Camshaft and drive assembly / Distribución</p>  <p style="text-align: right;">pag. 34</p>
<p>25 Corps injection / Injector body / Cuerpo inyección</p>  <p style="text-align: right;">pag. 35</p>	<p>26 Outillage / Tools / Utillajes</p>  <p style="text-align: right;">pag. 36</p>	

Cadre / Frame / Chasis


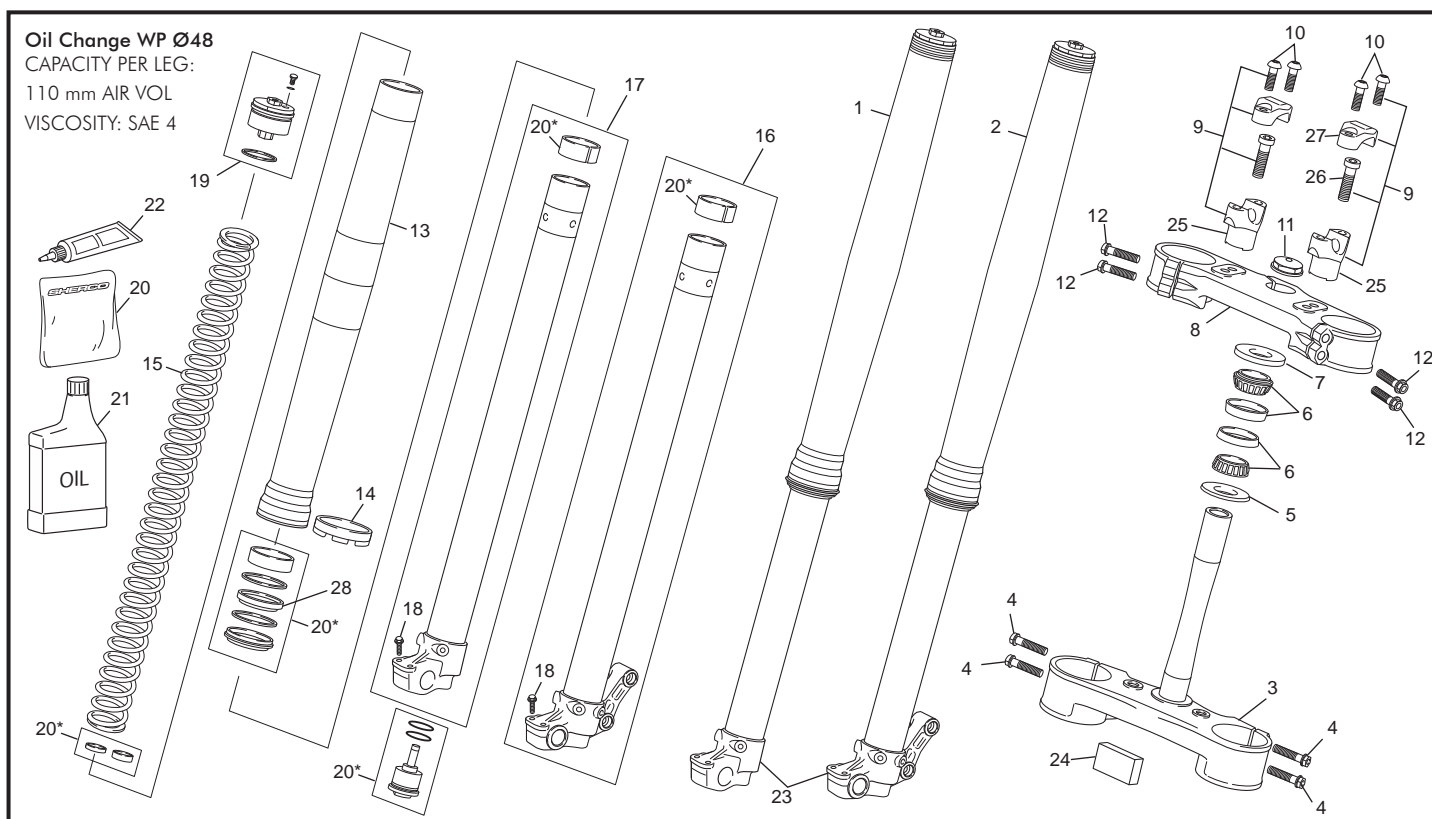
POS.	SE 250i - R / SE 300i - R	FRANÇAIS	ENGLISH	ESPAÑOL
1	3070	CADRE	FRAME	CHASIS
2	3054	BERCEAU ARRIERE	REAR SUB FRAME	SOPORTE SILLÍN
3	3348	BEQUILLE	SIDE STAND	CABALLETE
4	3086	RESSORT DE BEQUILLE INT	STAND SPRING INT	MUELLE CABALLETE INT.
5	3085	RESSORT BEQUILLE EXT	STAND SPRING EXT	MUELLE CABALLETE EXT
6	M258	VIS BHC M5 X 16	SCREW BHC M5 X 16	TORNILLO BHC M5 X 16
7	3087	PLAQUE DE RETOUR BÉQUILLE	FIXING SIDE STAND PLATE	PLACA FIJACION CABALLETE
8	3450	ENTRET. PLAQUE DE RETOUR BÉQUILLE	SPACER PLATE SIDE STAND	CASQUILLO PLACA DE CABALLETE
9	3478	VIS CHC TÊTE BASSE M10X40	SCREW CHC M10X40	TORNILLO M10X40
10	3089	ENTRETOISE D'HOMOLOGATION	HOMOLOGATION SPACER	CASQUILLO DE HOMOLOGACION
11	3480	VIS CHC M8X110	SCREW CHC 8X110	TORNILLO CHC M8X110
12	3363	VIS THEP M8X20	SCREW THEP M8X20	TORNILLO THEP M8X20
13	4525	SABOT PLASTIQUE CRD	SKID PLATE PLASTIC CRD	PROTECTOR CARTER PLASTIC CRD
14	0578	VIS THEP M8X30	SCREW THEP M8X30	TORNILLO THEP M8X30
15	3078	PATIN DE CHAINE CADRE	FRONT CHAIN GUID	PATIN CADENA DELANTERO
16	3479	DOUILLE PATIN DE CHAINE CADRE	SPACER CHAIN GUID	CASQUILLO PATIN CADENA
17	0227	REPOSE PIED GAUCHE	LEFT FOOT REST	ESTRIBO IZQUIERDO
18	0226	REPOSE PIED DROIT	RIGHT FOOT REST	ESTRIBO DERECHO
19	0229	RESSORT REPOSE PIED	FOOT REST PIN	MUELLE ESTRIBERA
20	0230	AXE REPOSE PIED	FOOT REST AXEL	EJE ESTRIBERA
21	0516	ENTRETOISE INT BEQUILLE	SPACER INT STAND	CASQUILLO INT. CABALLETE
22	1672	AXE MOTEUR 10 X 135	ENGINE MOUNTING BOLT 10 X 135	EJE MOTOR 10 X 135
23	0703	ECROU NYLSTOP EPAULE M10	NUT NYLSTOP M10	TUERCA NYLSTOP CON VALONA M10
24	3073	SUPPORT CULASSE GAUCHE	LEFT HEAD CYLINDRE SUPORT	SOPORTE CULATA IZQUIERDA
25	3072	SUPPORT CULASSE DROIT	RIGHT HEAD CYLINDRE SUPORT	SOPORTE CULATA DERACHA
26	0578	VIS THEP M8 X 30	SCREW THEP M8 X 30	TORNILLO THEP M8X30
27	0577	ROULEMENT 22 X 8 X 7	BEARING 22 X 8 X 7	RODAMIENTO 22X8X7
28	0556	DOUILLE GALET CHAINE	SPACER CHAIN GUIDE ROLLER	CASQUILLO RODILLO CADENA
29	0231	GALET DE CHAINE	CHAIN GUIDE ROLLER	RODILLO CADENA
30	M280	VIS BHC M8X16	SCREW BHC M8X18	TORNILLO BHC M8X16
31	3481	ECROU TAILLE BASSE M8	NUT M8	TUERCA M8
32	0554	VIS THEP M5X20	SCREW THEP M5X20	TORNILLO THEP M5X20
33	0597	WELL NUTS FIXATION ECU	INSERT WELL NUT	INJERTO WELL NUT
34	M308	ECROU CLIP M6 RÉSERVOIR	NUT CLIP M6	TUERCA CLIP M6

Cadre / Frame / Chasis



POS.	SE 250i - R / SE 300i - R	FRANÇAIS	ENGLISH	ESPAÑOL
35	M304	ECROU M10 BÉQUILLE	NUT M10 SIDE STAND	TUERCA M10 DE LA CABALLETE
36	3898	BOMBE DE RETOUCHE BLANCHE	CAN OF WHITE AEROSOL	POMPA AEROSOL PINTURA WHITE
37	3897	BOMBE VERNIS BLEU	CAN OF BLEU AEROSOL	POMPA AEROSOL PINTURA AZUL
38	0240	GOUPILLE 3,2X20	COTTER 3,2X20	PASADOR 3,2X30

Fourche WP / Fork WP / Horquilla WP

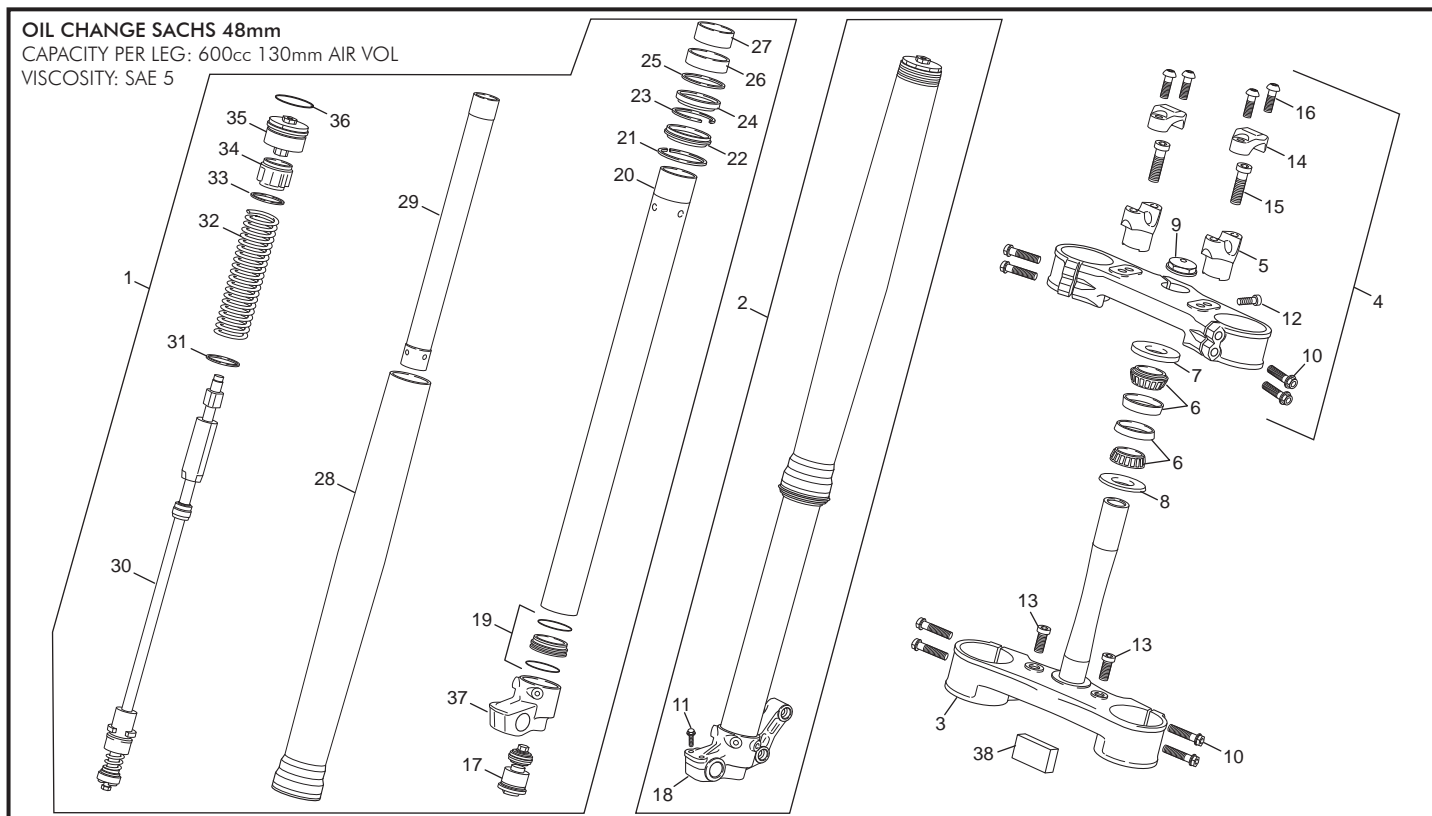


Oil Change WP Ø48
 CAPACITY PER LEG:
 110 mm AIR VOL
 VISCOSITY: SAE 4

POS.	SE 250i - R / SE 300i - R	FRANÇAIS	ENGLISH	ESPAÑOL
1	3899	JAMBE DROITE CPL WP	RIGHT FORK LEG WP	BARRA HORQUILLA DER WP
2	3900	JAMBE GAUCHE CPL WP	LEFT FORK LEG WP	BARRA HORQUILLA IZQ WP
3	3501	T FOURCHE INF.	BOTTON PLAT FORK	PLATINA INF. HORQUILLA
4	3254	VIS THEP M8X35	SCREW THEP M8X35	TORNILLO THEP M8X35
5	0410	JOINT DIRECTION INF	DIRECTION SEAL	JUNTA DIRECCIÓN INF.
6	0353	ROULEMENT DIRECTION 320/28X/Q	BEARING 320/28X/Q	RODAMIENTO DIRECCIÓN 320/28X/Q
7	0354	PROTECTEUR SUP. COLONNE DIREC	BEARING SHIELD	PROTECTOR COJINETE DIRECCIÓN
8	3521	T FOURCHE SUP..	UPPER PLAT FORK	PLATINA SUP. HORQUILLA
9	3901	BRIDES GUIDON CPL H=42,5MM	HANDLEBAR CLAMPS H=42,5MM	BRIDAS MANILLAR CPL H=42,5MM
10	H104	VIS BHC M8X20	SCREW BHC M8X20	TORNILLO BHC M8X20
11	0460	ECROU PIVOT DIRECTION	STEERING SHAFT NUT	TUERCA EJE DIRECCIÓN
12	3254	VIS THEP M8X35	SCREW THEP M8X35	TORNILLO THEP M8X35
13	3633	JAMBE EXTÉRIEUR	OUTER TUBE	BARRA
14	3634	JOINT PROTECTION DE FOURCHE	FORK PROTECTION RING	JUNTA DE PROTECTION HORQUILLA
15	3635	RESSORT 4,0N/MM 65-75 KG	SPRING 4,0N/MM 65-75 KG	MUELLE 4,0 N/MM 65-75 KG
15	3636	RESSORT 4,2N/MM STANDARD 75-85KG	SPRING 4,2N/MM STANDARD 75-85 KG	MUELLE 4,2 N/MM 75-85 KG
15	3651	RESSORT 4,4N/MM 85-95 KG	SPRING 4,4N/MM 85-95 KG	MUELLE 4,4 N/MM 85-95 KG
16	3652	TUBE FOURCHE GAUCHE COMPLET	AXLE CLAMP LEFT + TUBE CPL.	GRUPO TUBO IZQUIERDO
17	3653	TUBE FOURCHE DROIT COMPLET	AXLE CLAMP RIGHT + TUBE CPL	GRUPO TUBO DERECHO
18	3654	VIS SPÉCIAL M8X25	HH COLLAR SCREW M8X25	TORNILLO ESPECIAL M8X25
19	3681	BOUCHON DE JAMBES M51X1,5	PRE-LOAD ADJ. M51X1,5	TAPÓN BARRAS M51X1,5
20	3683	KIT DE RÉPARATION	REPAIR KIT	KIT DE REPARACION
21	4684	HUILE DE FOURCHE SAE4	FORK FLUID SAE4	ACEITE DE HORQUILLA SAE4
22	3684	GRAISSE SILICONE	SILICONE GREASE	GRASA SILICONA
23	3477	FOURCHE WP (JEU)	FRONT FORCK WP (SET)	HORQUILLA WP (JUEGO)
24	3924	ADHÉSIF DURITE FREIN AVANT	STICKER BRAKE FRONT HOSE	ADHESIVO TUBO DE FRENO
25	3257	PONTET INF. GUIDON H=42,5MM	LOWER HANDLEBAR H=42,5MM	BRIDA MANILLAR INF. H=42,5MM
25	3258	PONTET INF. GUIDON H=50MM	LOWER HANDLEBAR H=50MM	BRIDA MANILLAR INF. H=50MM
25	3259	PONTET INF. GUIDON H=57,5MM	LOWER HANDLEBAR H=57,5MM	BRIDA MANILLAR INF. H=57,5MM
26	3255	VIS CHC M10X35	SCREW CHC M10X35	TORNILLO CHC M10X35
27	3256	PONTET SUP. GUIDON	UPPER HANDLEBAR CLAP	BRIDA MANILLAR SUPERIOR
28	4379	JOINT SPY DE FOURCHE WP	RING FORCK WP	TORICA SUSPENSIÓN WP

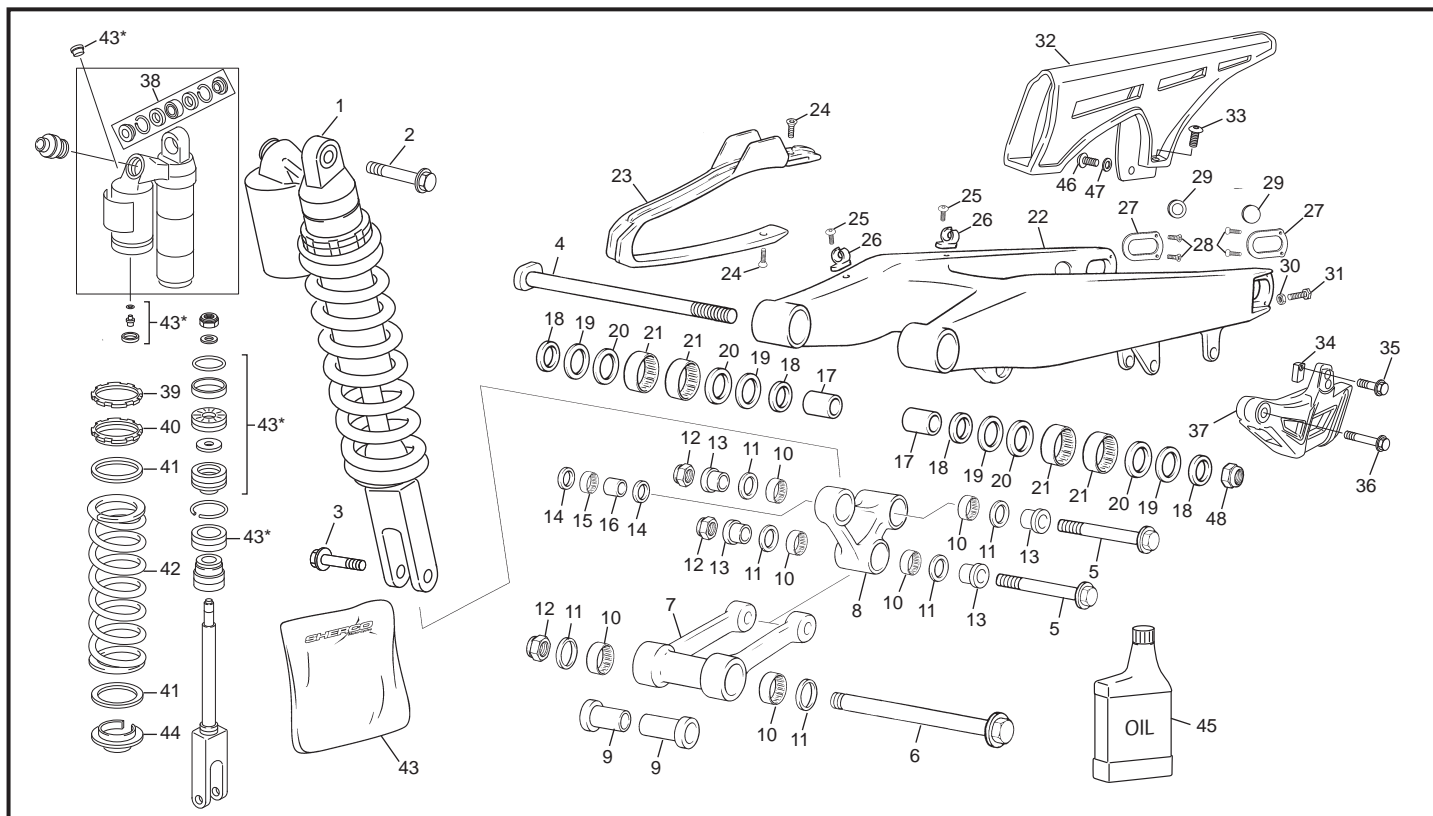
Fourche / Fork / Horquilla SACHS

OIL CHANGE SACHS 48mm
 CAPACITY PER LEG: 600cc 130mm AIR VOL
 VISCOSITY: SAE 5



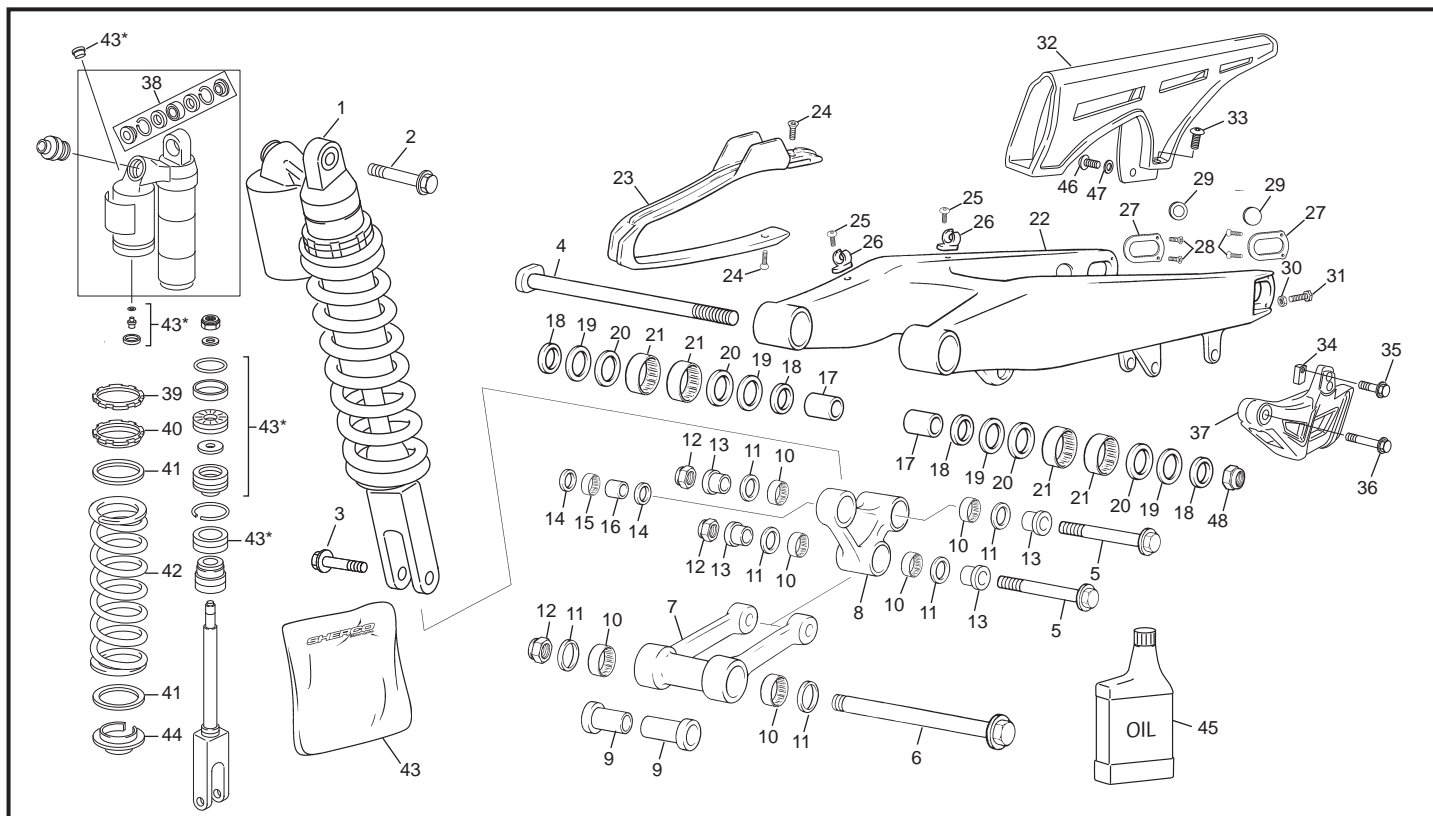
POS.	SE 250i - R / SE 300i - R	FRANÇAIS	ENGLISH	ESPAÑOL
1	3115	JAMBE DROITE SACHS 48mm SÉRIE OR	RIGHT FORK LEG SACHS 48mm GOLD SERIE	BARRA HORQ. DER. SACHS 48MM SERIE ORO
2	3116	JAMBE GAUCHE SACHS 48mm SÉRIE OR	LEFT FORK LEG SACHS 48mm GOLD SERIE	BARRA HORQ. IZQ. SACHS 48MM SERIE ORO
3	3656	T FOURCHE INFÉRIEUR	BOTTOM PLATE FORK	PLATINA INF. HORQUILLA
4	3655	T FOURCHE SUPÉRIEUR	UPPER PLATE FORK	PLATINA SUP. HORQUILLA
5	3257	PONTET INFÉRIEUR GUIDON H=42.5mm	LOWER HANDLEBAR CLAMP H=42.5mm	BRIDA MANILLAR INFERIOR H=42.5MM
5	3258	PONTET INFÉRIEUR GUIDON H=50mm	LOWER HANDLEBAR CLAMP H=50mm	BRIDA MANILLAR INFERIOR H=50MM
5	3259	PONTET INFÉRIEUR GUIDON H=57.5mm	LOWER HANDLEBAR CLAMP H=57.5mm	BRIDA MANILLAR INFERIOR H=57.5MM
6	0353	ROULEMENT DE DIRECTION 320/28X/Q	BEARING 320/28X/Q	RODAMIENTO DIRECCIÓN 320/28X/Q
7	0354	PROTECTEUR SUP COLONNE DIREC.	BEARING SHIELD	PROTECTOR COJINETE DIRECCIÓN
8	0410	JOINT DIRECTION INF	SEAL	JUNTA DIRECCIÓN INF.
9	0460	ECROU PIVOT DIRECTION	STEERING SHAFT NUT	TUERCA EJE DIRECCIÓN
10	3254	VIS THEP M8X35	SCREW THEP M8X35	TORNILLO THEP M8X35
11	0547	VIS THEP M6X30	SCREW THEP M6X30	TORNILLO THEP M6X30
12	0578	VIS THEP M8X30	SCREW THEP M8X30	TORNILLO THEP M8X30
13	1945	VIS CHC M12X16	SCREW CHC M12X16	TORNILLO CHC M12X16
14	3256	PONT SUPÉRIEUR GUIDON	UPPER HANDLEBAR CLAMP	BRIDA MANILLAR SUPERIOR
15	3255	VIS CHC TÊTE BASSE M10X35	SCREW CHC M10X35	TORNILLO CHC M10X35
16	H104	VIS BHC M8X20	SCREW BHC M8X20	TORNILLO BHC M8X20
17	3309	GROUPE RÉGULATION COMPRESSION	REGULATION COMPRESSION GROUP	GRUPO REGULACION COMPRESIÓN
18	3310	PIED DE FOURCHE GAUCHE	LOWER LEFT BRACKET	PIE DE HORQUILLA IZQ.
19	3311	GROUPE CYLIN. D'APPUI +JOINTS TORIQ.	SPACER + O'RINGS	CASQUILLO + JUNTAS TÓRICAS
20	3312	TUBE EXTÉRIEUR Ø48mm	EXTERNAL TUBE Ø48mm	TUBO EXTERIOR Ø48MM
21	3313	CLIP Ø64.5 Ø2	SEEGER Ø64.5 Ø2	CLIP Ø64.5 Ø2
22	3314	JOINT CACHE POUSSIÈRE	DUST SEAL	GUARDAPOLVO
23	3315	CLIP Ø58.45	SEEGER Ø58.45	CLIP Ø58.45
24	3316	JOINT À LÈVRES	OIL SEAL	RETÈN ACEITE
25	3317	RONDILLE Ø57.7/49 L1.5	WASHER Ø 57.7/49 L1.5	ARANDELA Ø57.7/49 L1.5
26	3318	BAGUE Ø52/48 L15	RING Ø52/48 L15	ANILLO Ø52/48 L15
27	3319	BAGUE Ø49/47 L20	RING Ø49/47 L20	ANILLO Ø49/47 L20
28	3320	TUBE EXTÉRIEUR OR	EXTERNAL TUBE GOLD	TUBO EXTERNO ORO
29	3321	TUBE INTÉRIEUR	INTERNAL TUBE	TUBO INTERNO
30	3322	GROUPE CARTOUCHE DÉTENTE	EXTENSION REGULATION GROUP	GRUPO CARTUCHO EXTENSIÓN
31	3323	DISQUE DE CENTRAGE	CENTRAGE DISC	DISCO DE CENTRADO
32	3328	RESSORT DE FOURCHE	FORK SPRING	MUELLE HORQUILLA
33	3329	RONDILLE Ø43/31.7 L3	WASHER Ø43/31.7 L3	ARANDELA Ø43/31.7 L3
34	3330	ENTRETOISE NYLON	NYLON SPACER	CASQUILLO NYLON
35	3331	GROUPE BOUCHON JAMBE	FORK CAP	GRUPO TAPÓN BARRA
36	3332	JOINT TORIQUE BOUCHON JAMBE	O'RING FORK CAP	JUNTA TÓRICA TAPÓN BARRA
37	3365	PIED DE FOURCHE DROIT	LOWER RIGHT BRACKET	PIE DE HORQUILLA DERECHA
38	3924	ADHÉSIF DURITE FREIN AVANT	STICKER BRAKE FRONT HOSE	ADHESIVO TUBO DE FRENO

Amortisseur - Bras oscillant / Rear Shock - Swingarm / Amortiguador - Basculante

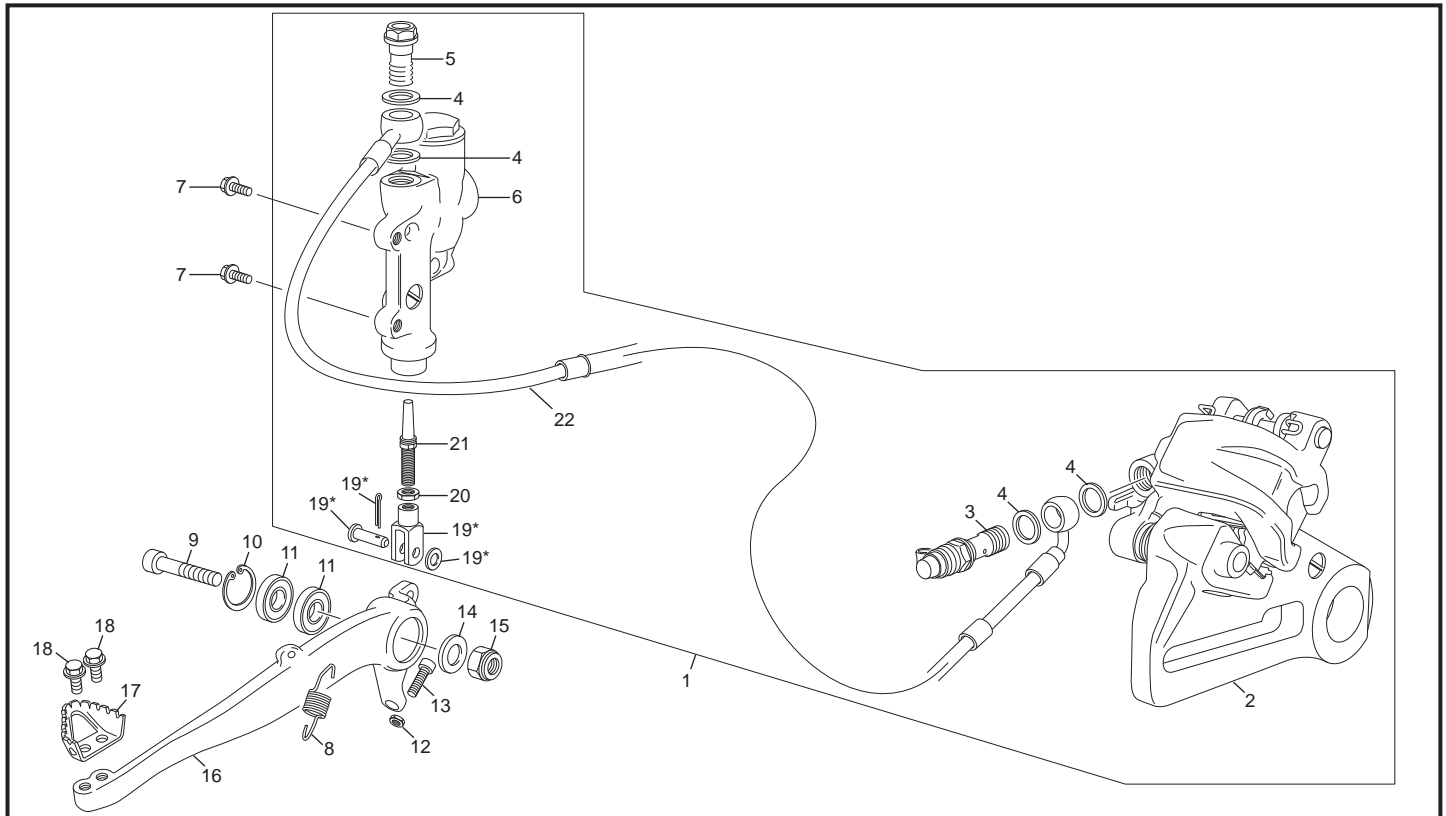


POS.	SE 250i - R / SE 300i - R	FRANÇAIS	ENGLISH	ESPAÑOL
1	3068	AMORTISSEUR WP	REARSHOCK WP	AMORTIGUADOR WP
2	0478	AXE AMORTISSEUR SUP. M10	UPPER SHOCK BOLT M10	EJE SUP. AMORTIGUADOR M10
3	0438	AXE AMORTISSEUR INF. M10	LOWER SHOCK BOLT M10	EJE AMORTIGUADOR INF. M10
4	0451	AXE BRAS OSCILLANT	SWINGARM BOLT	EJE BASCULANTE
5	0437	AXE BIELLETTE DELTA M12	DELTA LINK BOLT	EJE BIELETA DELTA
6	3052	AXE BIELLETTE H	LOWER LINK BOLT	EJE BIELETA H
7	0432	BIELLETTE H	LOWER LINK	BIELETA H
8	3051	BIELLETTE DELTA	DELTA LINK	TRAPECIO
9	1108	ENTRETOISE BIELLETTE 12X18X78.5	LINK SPACER 12X18X78.5	CASQUILLO BIELETA 12X18X78.5
10	0442	DOUILLE AIGUILLE JOINTIVE	NEEDLE BEARING	CASQUILLO AGUJAS
11	0441	JOINT A LEVRES 22X28X4	OIL SEAL 22X28X4	RETÉN 22X28X4
12	0444	ECROU NYLSTOP EPAULE M12	NUT NYLSTOP M12	TUERCA AUTOBLOC. CON VALONA M12
13	1107	ENTRETOISE BIELLETTE DELTA	DELTA LINK SPACER	CASQUILLO TRAPECIO SUSP
14	0294	JOINT A LEVRES 26X20X24	OIL SEAL 26X20X24	RETÉN
15	0443	DOUILLE ALGUILLE JOINTIVE	NEEDLE BEARING	CASQUILLO AGUJAS
16	0435	ENTRETOISE BIELLETTE DELTA	SPACER DELTA LINK	CASQUILLO TRAPECIO
17	0291	ENTRETOISES AXE BRAS OSCILLANT	AXLE SWINGARM SPACER	CASQUILLO DEL EJE DEL BASCULANTE
18	0440	ENTRETOISE ETANCHEITE BRAS	SEALING SWINGARMSPACER	CAS. ESTANQUEIDAD DEL BASCULANTE
19	0292	JOINTS A LEVRES 28X35X4	OIL SEAL 28X35X4	RETÉN 28X35X4
20	0398	RONDELLE CALAGE	WASHER	ARANDELA
21	0290	DOUILLES AIGUILLES	NEEDLE BEARING	CASQUILLO AGUJAS
22	3494	BRAS OSCILLANT	SWINGARM	BASCULANTE
23	0297	PATÍN DE CHAÎNE	SWING ARM PROTECTOR	PATÍN CADENA
24	C432	VIS FHC M6X16	SCREW FHC M6X16	TORNILLO FHC M6X16
25	M278	VIS BHC 6X20	SCREW BHC 6X20	TORNILLO BHC 6X20
26	0307	GUIDE DURITE FREIN AR	BRAKE HOSE CLIP	SOPORTE TUBO FRENO
27	0457	TOLE PROTECTION BRAS	SWINGARM INSERT	CHAPA PROTECCIÓN BASCULANTE
28	0651	VIS FHC M4X10	SCREW FHC M4X10	TORNILLO AVELLANADO M4 X 10
29	1103	BOUCHON BRAS OSCILLANT	COVER SWING ARM	TAPA BASCULANTE
30	M272	ECROU EMBASE M8	HEXAGONAL NUT M8	TUERCA CON VALONA M8
31	0462	VIS TENDEUR DE CHAÎNE	CHAIN TENSIONOR SCREW	TORNILLO TENSOR CADENA
32	0298	CARTER DE CHAÎNE	CHAIN GUARD	PROTECTOR CADENA
33	M283	VIS BHC 6X16	SCREW BHC 6X16	TORNILLO 6X16
34	2343	ECROU SPECIAL	SPECIAL NUT	TUERCA ESPECIAL

Amortisseur - Bras oscillant / Rear Shock - Swingarm / Amortiguador - Basculante

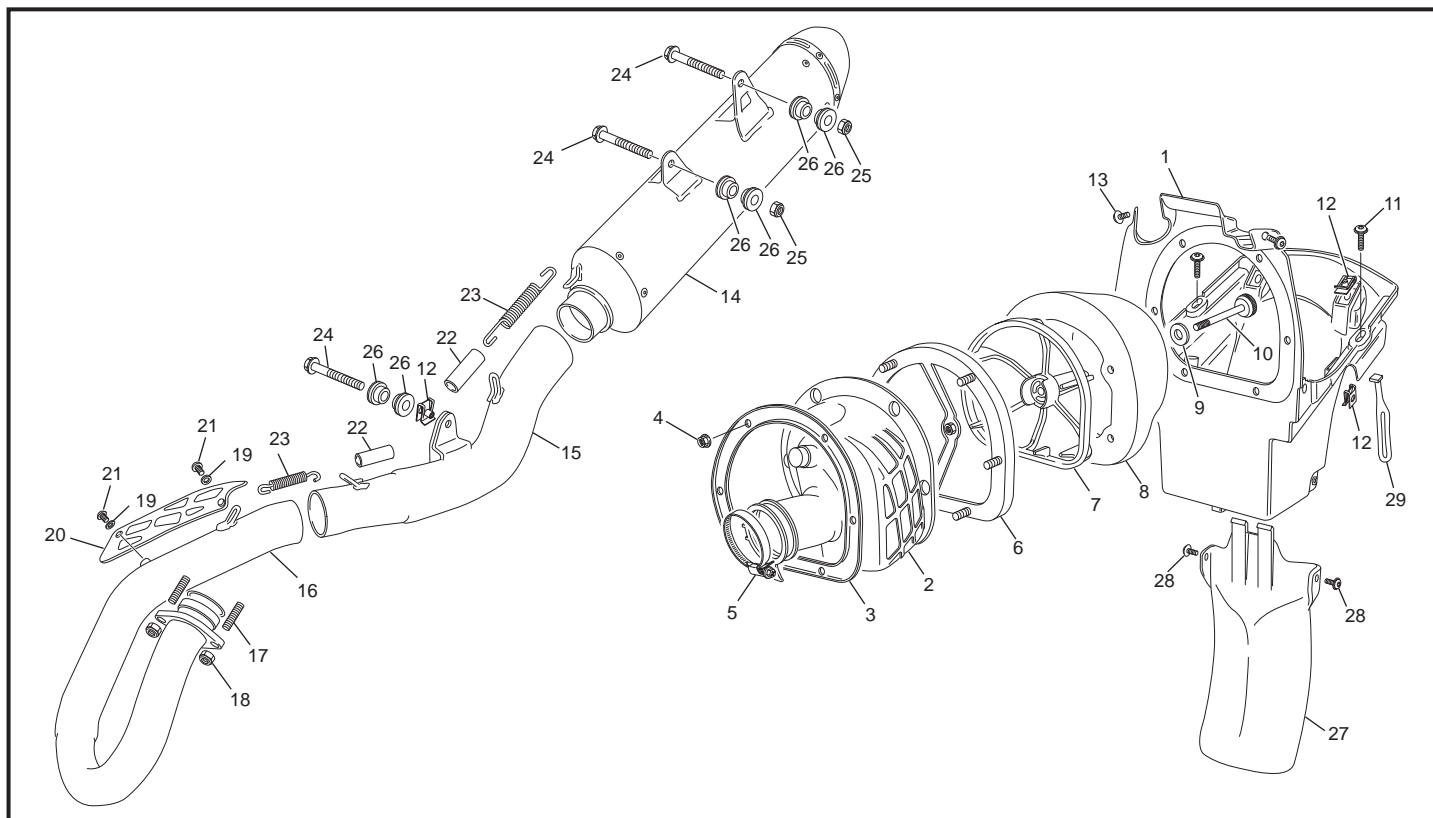


POS.	SE 250i - R / SE 300i - R	FRANÇAIS	ENGLISH	ESPAÑOL
35	0546	VIS THEP M6X20	SCREW THEP M6X20	TORNILLO THEP M6X20
36	0549	VIS THEP M6X45	SCREW THEP M6X45	TORNILLO THEP M6X45
37	4533	GUIDE CHAÎNE EVO BLEU	CHAIN GUARD EVO BLUE	PATÍN CADENA EVO AZUL
38	3685	ROTULE AMORTISSEUR	KNEECAP SHOCK ABSORBER	RÓTULA AMORTIGUADOR
39	3686	CONTRE ÉCROU DE RESSORT	SPRINGRETAINER-CONTRA	CONTRA TUERCA AMORTIGUADOR
40	3687	ECROU DE RESSORT	SPRINGRETAINER-SCREW	TUERCA AMORTIGUADOR
41	3688	RONDELLE DE RESSORT	SPRING WASHER	ARANDELA AMORTIGUADOR
42	3691	RESSORT SOUPLE 48N/MM 65-78 KG	MAIN. LOWER 48N/MM 65-75 KG	MUELLE AMORT. 48N/MM 65-78 KG
42	3690	RESSORT STANDARD 51N/MM 75-85 KG	MAIN.51N/MM STANDARD 75-85 KG	MUELLE AMORT. 51N/MM 75-85 KG
42	3692	RESSORT DUR 54N/MM 85-95 KG	MAINSRING UPER 54N/MM 85-95 KG	MUELLE AMORT. 54N/MM 85-95 KG
43	3693	KIT DE RÉPARATION AMORTISSEUR	REAR SHOCK ABSORBER REPAIR-KIT	KIT REPARACION AMORTIGUADOR
44	3689	RONDELLE DE MAINTIEN RESSORT	SPRINGRETAINER	SOMBRERERA AMORTIGUADOR
45	3694	HUILE D'AMORTISSEUR	SHOCK OIL	ACEITE DEL AMORTIGUADOR
46	M283	VIS BHC M6X16	SCREW BHC M6X16	TORNILLO BHC M6X16
47	C427	RONDELLE M6X15	WASHER M6X15	ARANDELA M6X15
48	C417	ECROU NYLSTOP M16	NUT NYLSTOP M16	TUERCA NYLSTOP M16

Frein arrière / Rear brake / Freno trasero


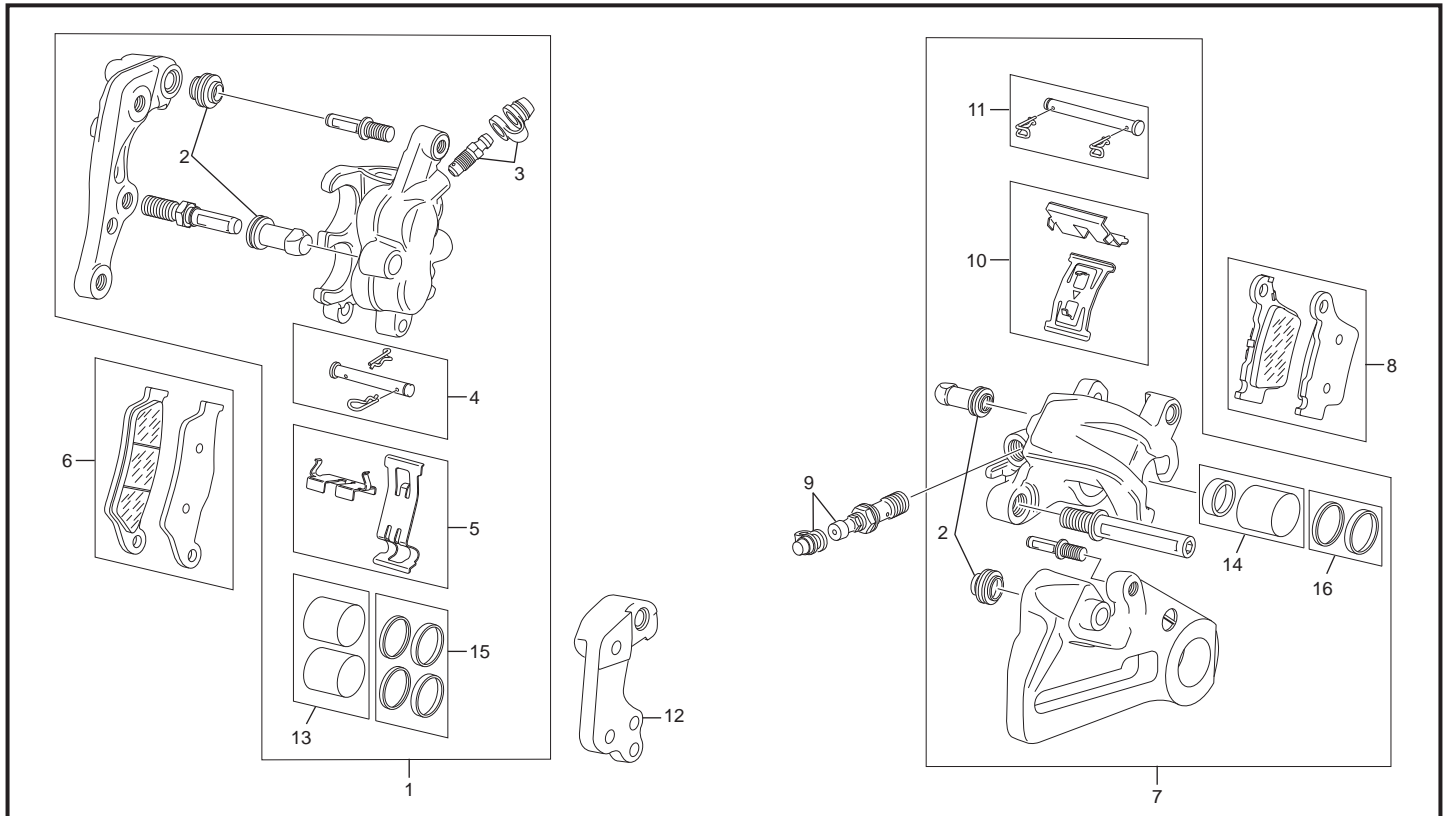
POS.	SE 250i - R / SE 300i - R	FRANÇAIS	ENGLISH	ESPAÑOL
1	3498	GROUPE FREIN AR. CPL BREMBO	REAR BRAKE SYSTEM ASSY BREMBO	CTO. FRENO TRASERO BREMBO
2	3559	ETRIER FREIN AR	REAR CALIPER	PINZA FRENO TRASERA
3	3618	VIS DE PURGE + CAPUCHON	BANJO BOLT FOR AIR SCREW + CAP	TORNILLO RACORD + TAPÓN
4	3620	RONDELLE BANJO	BANJO SEAL	ARANDELA BANJO
5	3619	VIS BANJO	BANJO SCREW	TORNILLO BANJO
6	3560	POMPE FREIN AR BREMBO	REAR MASTER CYLINDER BREMBO	BOMBA FRENO TRASERO BREMBO
7	0943	VIS THEP M6X12	SCREW THEP M6X12	TORNILLO THEP M6X12
8	0336	RESSORT PÉDALE FREIN	REAR BRAKE LEVER SPRING	MUELLE PALANCA FRENO
9	2926	VIS PIVOT PÉDALE DE FREIN	SCREW REAR BRAKE PEDAL	TOR. DE LA PALANCA DEL FRENO TRAS.
10	2925	CIRCLIP 26X1,2	CIRCLIP 26X1,2	CIRCLIP 26X1,2
11	2924	ROULEMENT BILLE 26X10X8	BREARING 26X10X8	RODAMIENTO 26X10X8
12	3556	ECROU M6	NUT M6	TUERCA M6
13	C410	VIS CHC M6 X 25	SCREW CHC M6X25	TORNILLO CHC M6X25
14	C424	RONDELLE 200X105X2	WASHER 200X105X2	ARANDELA 200X105X2
15	0703	ECROU EAPULÉ NYLSTOP M10	NUT NYLSTOP M10	TUERCE NYLSTOP M10
16	3496	PÉDALE DE FREIN ARRIÈRE	REAR BRAKE PEDAL	PALANCA FRENO TRASERO
17	2153	EMBOUT PÉDALE FREIN	POINT BREAK PEDAL	PUNTERA PEDAL FRENO
18	0655	VIS THEP M5X10	SCREW THEP M5X10	TORNILLO THEP M5X10
19	H122	CHAPPE DE FREIN ARRIÈRE	BRAKE PEDAL BALANCE	HORQUILLA PEDAL FRENO
20	3556	ECROU HEXAGONAL M6	HEXA NUT M6	TUERCA HEXA M6
21	3520	TIGE CHAPPE MAÎTRE CYLINDRE ARRIÈRE	BRAKE PEDAL ROD	VARILLA PEDAL DE FRENO
22	3562	DURITE FREIN ARRIÈRE	REAR BRAKE HOSE	TUBO FRENO TRASERO

Boîte filtre - échappement / Air filter box - exhaust system / Caja filtro - escape



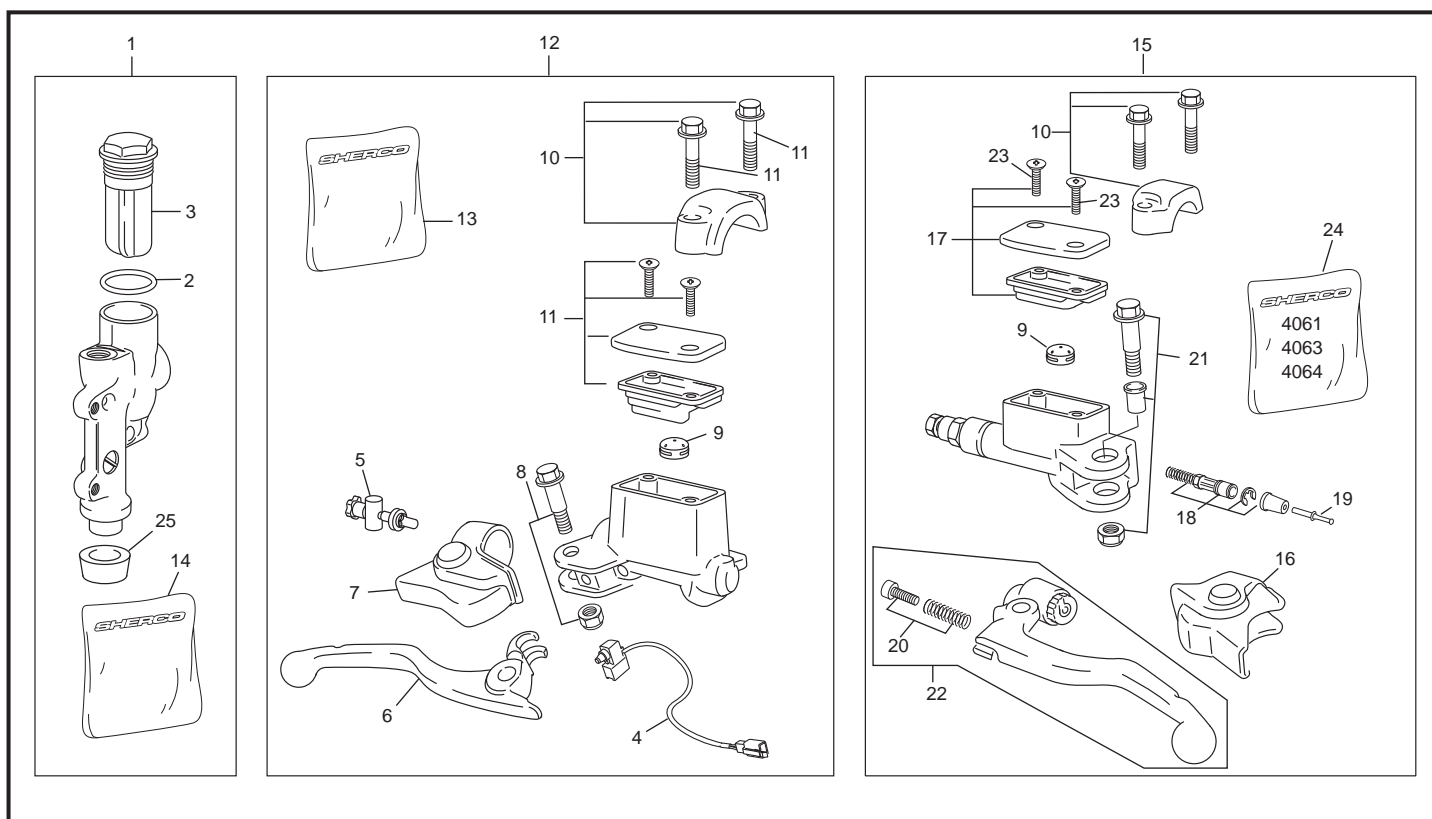
POS.	SE 250i - R	SE 300i - R	FRANÇAIS	ENGLISH	ESPAÑOL
1	3055	3055	BOITIER FILTRE AIR	AIR BOX	CAJA FILTRO
2	3049	3049	MANCHON	INTAKE HOSE	TOBERA ADMISIÓN
3	3045	3045	PLAQUE DE MAINTIEN	FIXATION RETAINER PLATE	PLACA FIJACION SOPORTE
4	3552	3552	ECROU M5	NUT M5	TUERCA M5
5	0595	0595	COLLIER KC060	HOSE CLAMP KC060	BRIDA TOBERA KC060
6	3046	3046	SUPPORT DE FILTRE ACIER	STEEL SUPPORT FILTER RETAINER	BRIDA FIJACION SOPO. FILTRO ACERO
7	3044	3044	SUPPORT MOUSSE DE FILTRE À AIR	AIR FILTER RETAINER	SOPORTE ESPUMA FILTRO
8	3043	3043	FILTRE À AIR	FILTER ELEMENT	ESPUMA FILTRO
9	C429	C429	RONDELLE	WASHER	ARANDELA
10	3048	3048	VIS DE FIXATION FILTRE À AIR	SCREW AIR FILTER MOUNTING	TORNILLO EMPUJADOR ESPUMA FILTRO
11	3679	3679	VIS BHC À EMBASE M6X20	SCREW BHC E M6X20	TORNILLO BHC E M6X20
12	M308	M308	ECROU CLIP M6	NUT CLIP M6	TUERCA CLIP M6
13	0546	0546	VIS THEP M6X20	SCREW THEP M6X20	TORNILLO THEP M6X20
14	3493	3493	SILENCIEUX CATALYSÉ	CATALYSED SILENCER	SILENCIOSO CATALIZADO
15	3902	3902	TUBE INTERMÉDIAIRE	INTERMED. EXHAUST PIPE	TUBO ESCAPE INTERMEDIO
16	3082	4381	TUBE ÉCHAPPEMENT	EXHAUST PIPE	TUBO ESCAPE
17	2065	2065	GOIJON M6X30	STUD M6X30	ESPÁRRAGO M6X30
18	2198	2198	ECROU M6	NUT M6	TUERCA M6
19	0746	0746	RONDELLE AET 6	WASHER AET 6	ARANDELA AET 6
20	4402	4402	TOLE PROTECTION THERMIQUE	STEEL PROTECTION THERMIC	CHAPA PROTECCIÓN CALORICA
21	1366	1366	VIS BHC 6X8	SCREW BHC 6X8	TORNILLO BHC 6X8
22	1378	1378	CAOUTCHOUC RESSORT POT	RUBBER SPRING EXHAUST	GOMA MUELLE ESCAPE
23	4347	4347	RESSORT POT	EXHAUST SPRING	MUELLE ESCAPE
24	0547	0547	VIS THEP 6 X 30	SCREW THEP 6X30	TORNILLO THEP 6X30
25	M306	M306	ECROU NYLSTOP M6	NUT NYLSTOP M6	TUERCA NYLSTOP M6
26	0274	0274	SILENTBLOCK ÉCHAPPEMENT	SILENTBLOCK EXHAUST	GOMA SILENTBLOCK
27	3056	3056	BAVETTE DE FILTRE	FILTER GUARD	GUARDABARROS FILTRO
28	1687	1687	VIS BHCE M5X10	SCREW BHCE M5X10	TORNILLO BHCE M5X10
29	0306	0306	CAOUTCHOUC DE MANTEIN BEQUILLE	SIDE STAND RUBBER	GOMA CABALLETE

Etrier frein arrière-avant / Front rear caliper / Pinzas freno trasero - delantero



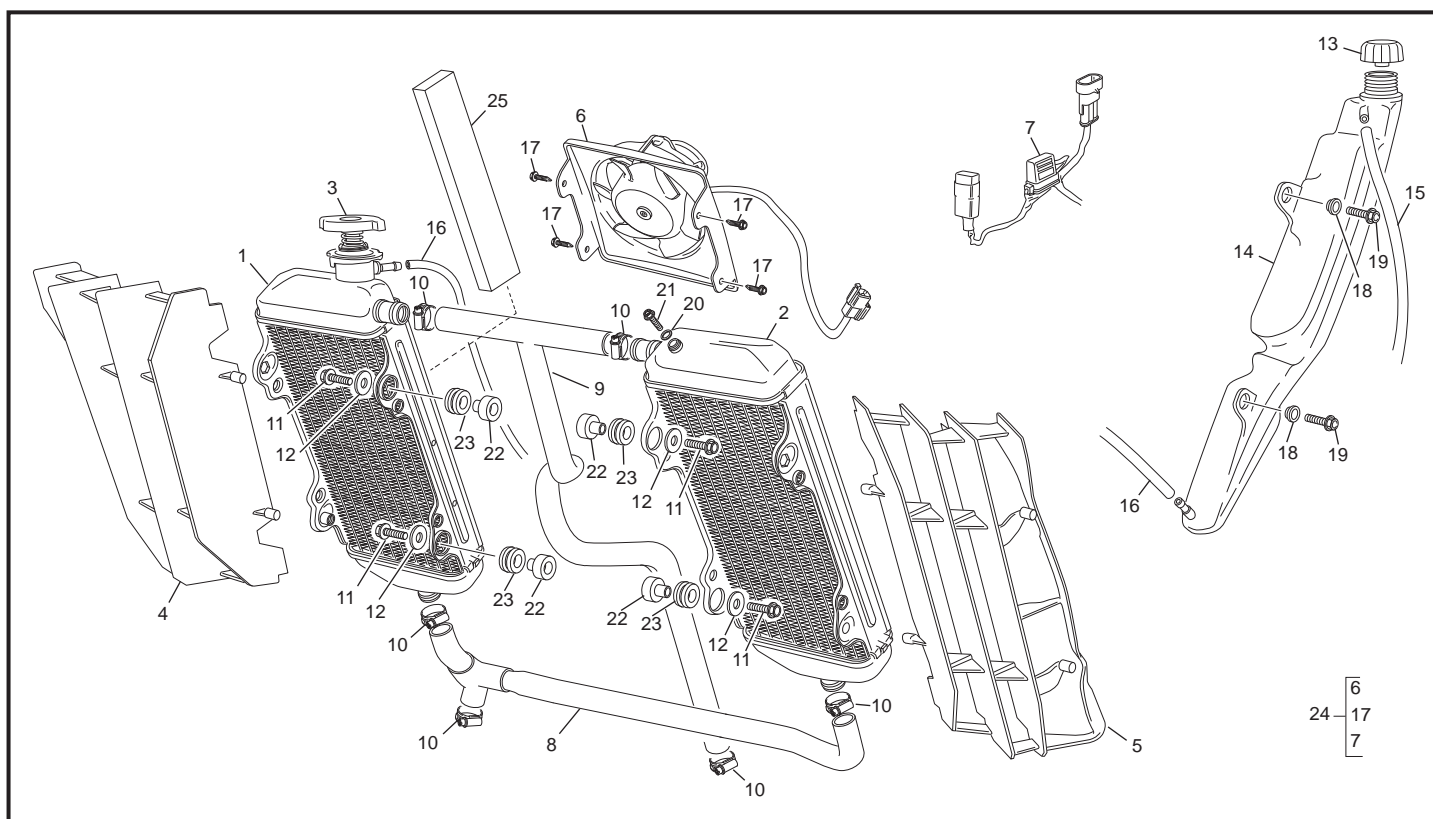
POS.	SE 250i - R / SE 300i - R	FRANÇAIS	ENGLISH	ESPAÑOL
1	3561	ETRIER FREIN AVANT BREMBO	FRONT CALIPER ASSY	PINZA FRENO DELANTERO
2	3706	AXE ET CACHE POUSSIÈRE	CUP SET SHORT	EJE Y PROTECCION DE POLVO
3	3618	PURGEUR ET SON CAPUCHON	BLEEDER SCREW WITH CAP	SANGRADOR
4	3708	AXE DE PLAQUETTE DE FREIN AVANT	BOLT ASSY	EJE PASTILLAS
5	3709	RESS. ANTI VIBRATION DE PLAQ. AVANT	RETAINING PLATE SET	MUELLE TENSIÓN PASTILLAS DELANTERO
6	3710	PLAQUETTE FREIN AVANT BREMBO	BRAKE PADS FRONT	JUEGO PASTILLAS FRENO DELANTERA
7	3559	ETRIER DE FREIN AR BREMBO	REAR CALIPER ASSY	PINZA FRENO TRASERO
8	3711	PLAQUETTE DE FREIN ARRIÈRE	BRAKE PADS REAR	JUEGO PASTILLAS FRENO DETRÁS
9	3618	VIS DE PURGE	BLEEDER SCREW WITH CAP	TORNILLO CONEXIÓN CON TORNILLO
10	3712	RESS. ANTI VIBRATION DE PLAQ. ARRIÈRE	RETAINING SPRING SET	MUELLE TENSIÓN PASTILLAS DETRÁS
11	3713	AXE DE PLAQUETTE DE FREIN ARRIÈRE	BOLT SET FOR REAR BRAKE CALIPER	EJE PASTILLAS
12	3660	SUPP. ETRIER BREMBO FOUR. SACHS	FRONT CALIPER SUPP. BREMBO-SACHS	SOP. PINZA FRENO BREMBO-SACHS
13	4056	PISTONS ETRIER AVANT	FRONT CALIPER PISTONS	PISTONES PINZA DELANTERO
14	4057	PISTONS ETRIER ARRIÈRE	REAR CALIPER PISTONS	PISTONES PINZA TRASERO KIT RETENS
15	4405	JOINTS PISTONS ETRIER AVANT	FRONT CALIPER SEALS	RETENS PINZA DELANTERO
16	4406	JOINTS PISTONS ETRIER ARRIÈRE	REAR CALIPER SEALS	RETENS PINZA TRASERO

Maitre cylindre frein avant - arrière / Master cylinder Front rear caliper / Bomba freno trasero - delantero



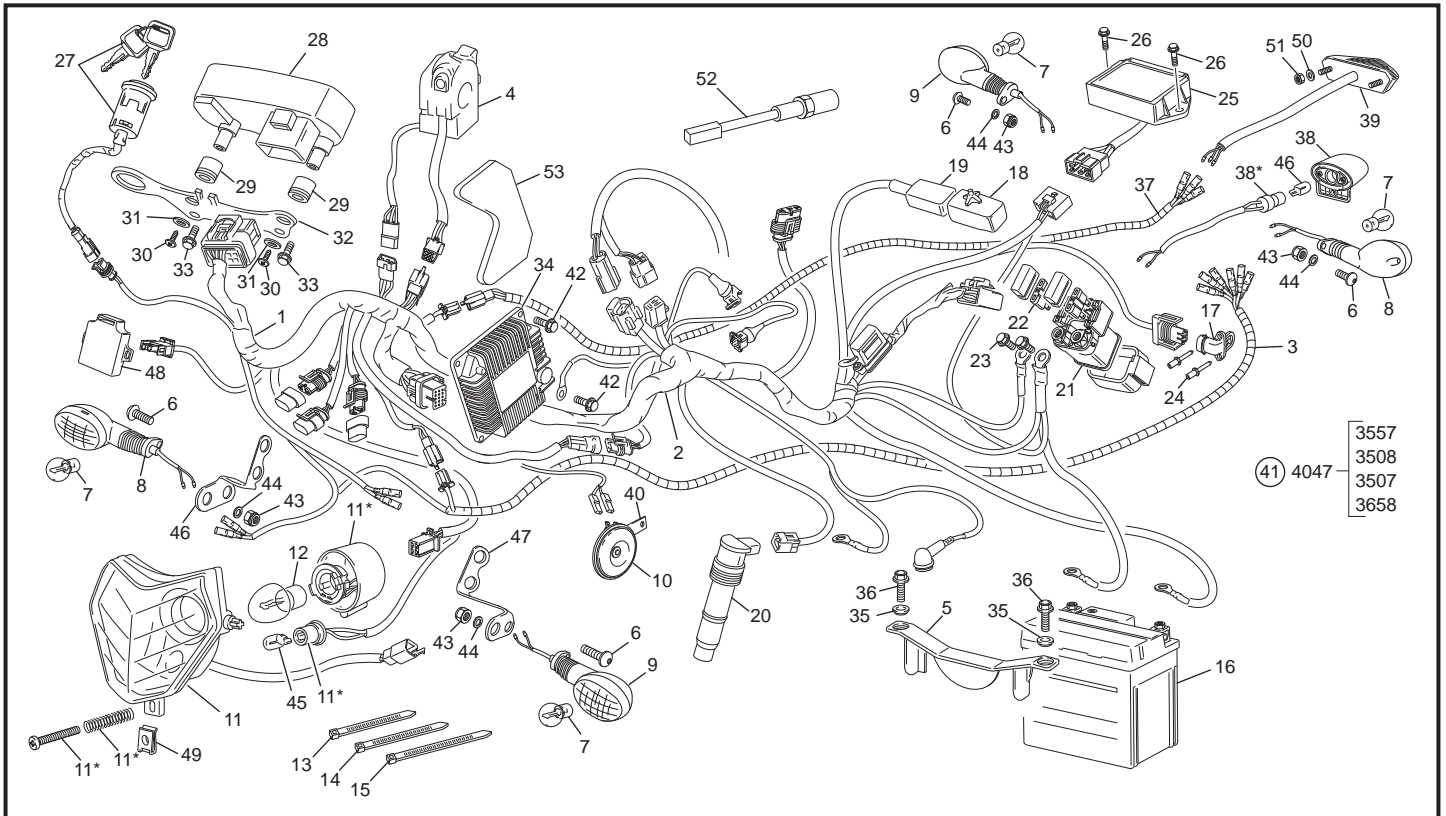
POS.	SE 250i - R / SE 300i - R	FRANÇAIS	ENGLISH	ESPAÑOL
1	3560	MAITRE CYLINDRE ARRIÈRE	REAR MASTER CYLINDER	BOMBA FRENO TRASERO
2	3695	JOINT BOUCHON REMP. MAIT. CYLI. AR.	FOOT BRAKE CYLINDER GASKET	JUNTA DEL TAPÓN DEL BOMBA FRE.TRAS.
3	3696	BOU. DE REMPLISSAGE MAITRE CYLI. AR.	REAR BRAKE CYLINDER COVER	TAPÓN DE LA BOMBA FRENO TRASERO
4	3697	CONTACT FEUX STOP DE FREIN AVANT	CONTACT FRONT BRAKE LIGHT	INTERRUPTOR FRENO
5	3698	VIS DE RÉGLAGE DE LA GARDE	ADJUSTING SCREW ASSEMBLY	TORNILLO DEL AJUSTE
6	3699	LEVIER DE FREIN AVANT	HAND BRAKE LEVER	MANETA FRENO
7	3700	CAOUTCHOUC DE PROT. LEVIER FREIN	PROTECTIONS CAP HAND BRAKE CYLI.	PROTECCIÓN DEL MANETA
8	3701	ASSEMBLE PIVOT DE LEVIER FREIN AVANT	LEVER SCREW ASSEMBLY	TOR. Y TUERCA MANETA FRENO DELA.
9	4061	VALVE ANTIBULLE	VALVE ANTI BUBLE	VÁLVULA ANTI BURBUJA
10	4062	VIS+DEMI LUNE MAITRE CYL. FREIN AVA.	CLAMP ASSEMBLY NATURE+SCREW	TAPA FIJA. BOMBA FRENO DEL. +TORN.
11	3705	ASSE. COUVERCLE MAITRE CYLI. AVA.	HANDBRAKE CYLI. COVER ASSE. NATURE	JUEGO TAP BOMBA FRENO DELANTERO
12	3558	MAITRE CYLINDRE FREIN AVANT COMP.	HANDBRAKE CYLINDER ASSEMBLY	BOMBA FRENO DELANTERO
13	4058	KIT RÉPARATION MAITRE CYL. FREIN AV.	REP. KIT FRONT CALIPER	KIT DE REPARACIÓN PINZA DELANTERO
14	4059	KIT RÉPARATION MAITRE CYL. FREIN AR.	REP. KIT REAR CALIPER	KIT DE REPARACIÓN PINZA TRASERO
15	3468	MAITRE CYLINDRE EMB. COMPLET	REAR MASTER CYLINDER CLUTCH	BOMBA EMBRAGUE
16	4060	PROTE. CAOUTCHOUC MAIT. CYL. FRE.	PROTECTIONS CLUTCH MASTER CYLI.	PROTECCIÓN BOMBA EMBRAGUE
17	4013	ASSE. COUVERCLE	CLUTCH COVER CPL.	JUEGO TAP BOMBA EMBRAGUE
18	4063	KIT RÉPARATION PISTON	REP. KIT	KIT DE REPARACIÓN
19	4064	TIGE EMBRAYAGE	PUSH ROAD CLUTCH	VARILLA EMBRAGUE
20	4065	GUIDE RESSORT	BOLT	MUELLE + TORNILLO
21	4066	ASSEMBLE PIVOT DE LEVIER EMB.	SCREW-NUT MASTER CYLINDER CLUTCH	TOR. Y TUERCA MANETA EMBRAGUE
22	3906	LEVIER COMP. EMBRAYAGE	CLUTCH LEVER	MANETA COMP.
23	4014	VIS COUVERCLE EMBRAYAGE	SCREW CLUTCH MASTER CYL.	TORNILLO BOMBA EMBRAGUE
24	4012	KIT RÉPARATION MAITRE CYL. EMB.	REP. KIT CLUTCH MASTER CYL.	KIT DE REPARACIÓN BOMBA EMBRAGUE
25	4404	CACHE POUSSIERE	DUST COVER	TAPÓN PROTECCIÓN

Radiateur / Radiator / Radiador



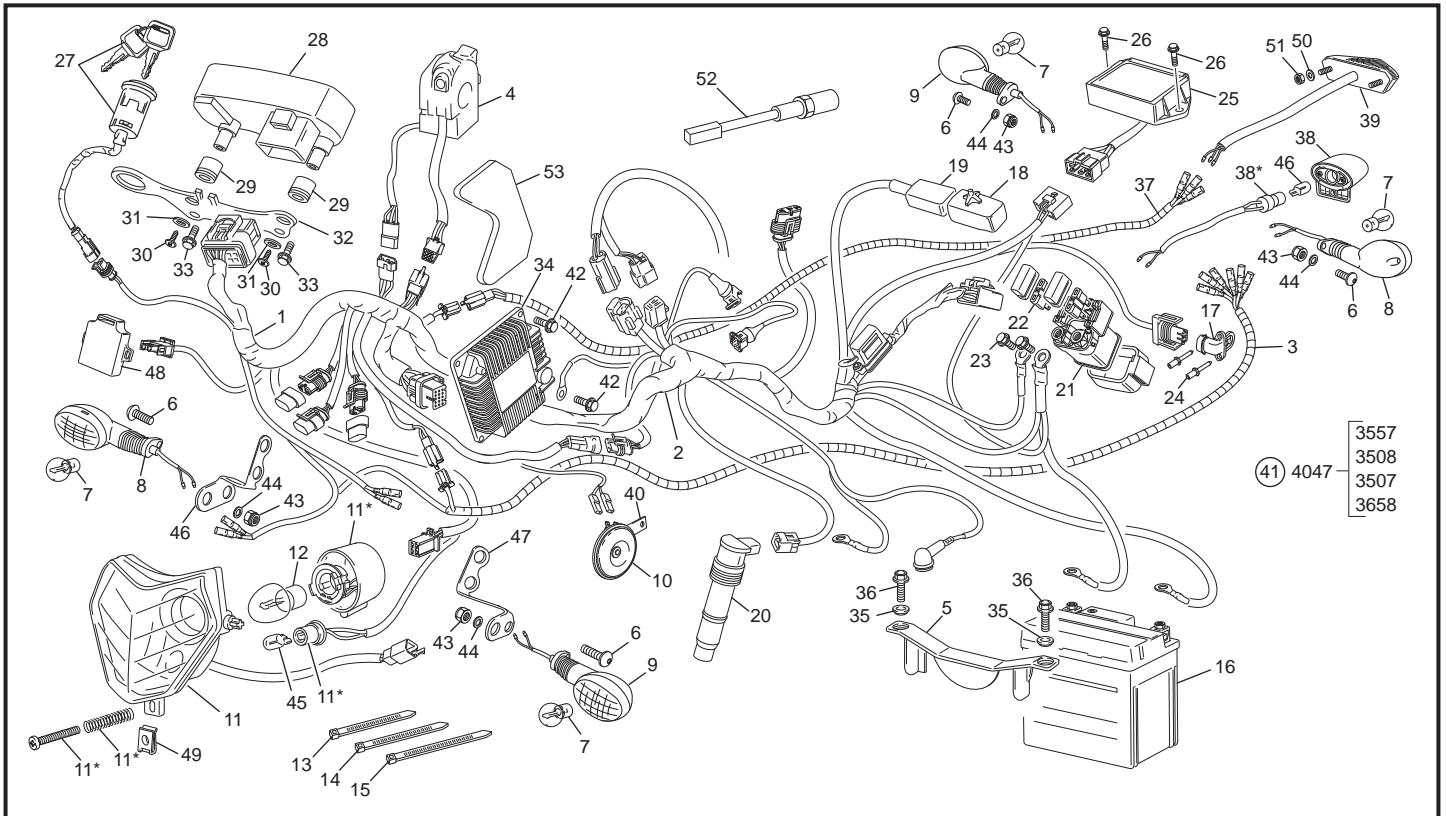
POS.	SE 250i - R / SE 300i - R	FRANÇAIS	ENGLISH	ESPAÑOL
1	4463	RADIATEUR DROIT	RIGHT RADIATOR	RADIADOR DERECHO
2	3027	RADIATEUR GAUCHE	LEFT RADIATOR	RADIADOR IZQUIERDO
3	3265	BOUCHON RADIATEUR 1,8 BAR	RADIATOR CAP 1,8 BAR	TAPÓN RADIADOR 1,8 BAR
4	4621	GRILLE DE RADIATEUR DROITE	RIGHT RADIATOR GUARD	REJILLA RADIADOR DERECHO
5	4622	GRILLE DE RADIATEUR GAUCHE	LEFT RADIATOR GUARD	REJILLA RADIADOR IZQUIERDO
6	3066	OPTION VENTILATEUR	OPTION VENTILATOR	OPCIÓN VENTILADOR
7	3577	OPTION FAISCEAU VENTILATEUR	OPTI. ELECTRICAL CIRCUIT VENTILATOR	OPCI. CIRCUITO ELÉCTRI. VENTILADOR
8	4461	DURITE REFROIDISSEMENT INFÉRIEUR	INFERIOR RUBBER HOSE RADIATOR	TUBO RADIADOR INFERIOR
9	3100	DURITE REFROIDISSEMENT SUPÉRIEUR	SUPERIOR RUBBER HOSE RADIATOR	TUBO RADIADOR SUPERIOR
10	0281	COLLIER FIXATION DURITE	HOSE CLAMP	BRIDA DEL TUBO
11	0546	VIS THEP M6X20	THEP SCREW M6X16	TORNILLO THEP M6 X 16
12	M321	RONDELLE 6X20	WASHER 6X20	ARANDELA 6X20
13	0748	BOUCHON VASE EXPANSION	EXPANSION CAP	TAPÓN VASO EXPANSIÓN
14	3079	VASE EXPANSION	EXPANSION TANK	VASO EXPANSIÓN
15	3903	DURITE TROP PLEIN VASE EXPANSION	EXPA. TANK RUBBER HOSE L=260 MM	TUBO DEL VASO EXPANSION L=260 MM
16	3910	DURITE TROP PLEIN RADIATEUR	RADIATOR RUBBER HOSE L=800 MM	TUBO DEL RADIADOR L=800 MM
17	3285	VIS AUTOFOREUSE FIXATI. VENTILATEUR	SCREW	TORNILLO
18	0565	ENTRETOISE VASE EXPANSION	SPACER EXPANSION TANK	CASQUILLO DEL VASO EXPANSION
19	0554	VIS THEP M5 X 20	THEP SCREW M5 X 20	TORNILLO THEP M5 X 20
20	0601	RONDELLE ALU 6,5 X 11 X 1	ALUMINIUM WASHER 6,5 X 11 X 1	ARANDELA ALUMINIO 6,5 X 11 X 1
21	0592	VIS THEP M6 X 8	THEP SCREW M6 X 8	TORNILLO THEP M6 X 8
22	3779	ENTRETOISE RADIATEUR	RADIATOR SPACER	DISTANCIADOR DEL RADIADOR
23	H059	SILENTBLOCK RADIATEUR	RADIATOR SILENTBLOCK	SILENTBLOCK RADIADOR
24	3913	KIT VENTILATEUR	KIT VENTILATOR	KIT VENTILADOR
25	4515	MOUSSE PROTECTION RADIATEUR	FOAM PROTEC RADIATOR	ESPUMA DE RADIADOR

Faisceau électrique / Electrical system / Instalación eléctrica



POS.	SE 250i - R / SE 300i - R	FRANÇAIS	ENGLISH	ESPAÑOL
1	3505	FAISCEAU LUMIÈRE PRINCIPAL	PRINCIPAL LIGHT ELECTRICAL SYSTEM	INSTALACIÓN ELÉCTRICA PRINCIPAL LUZ
2	4403	FAISCEAU INJECTION	ELECTRIC SYSTEM INJECTION	INSTALACIÓN ELÉCTRICA INYECCIÓN
3	3557	FAISCEAU LUMIÈRE RACING	RACING ELECTRIC SYSTEM	RACING INSTALACIÓN ELÉCTRICA
4	0413	COMMODO GAUCHE	LEFT SWITCH ASSEMBLY	CONMUTADOR ELÉCTRICO IZQUIERDA
5	3099	CALE BATTERIE	BATTERY MOUNTING BRACKET	SOPORTE BATERÍA
6	M283	VIS BHC M6 X 16	SCREW BHC M6X16	TORNILLO BHC M6X16
7	C405	AMPOULE CLIGNO 10 W 12V	LIGHT BULB 10W 12V	BOMBILLA INTERMITENTES 10W 12V
8	H166	CLIGNOTANT AVD/ARG	TURN LIGHT/FRONT RIGHT - REAR LEFT	INTERMITENTES DEL.DER/TRAS. IZQ.
9	H167	CLIGNOTANT AVG/ARD	TURN LIGHT/FRONT LEFT - REAR RIGHT	INTERMITENTES DEL./IZQ.TRAS./DER
10	0447	KLAXON	HORN	CLAXON
11	3053	PHARE AVANT COMPLET ENDURO 2012	HEADLIGHT ASSEMBLY	FARO DELANTERO
12	C403	AMPOULE PHARE HOMOL 35/35W 12V	HEADLIGHT BULB 35/35W 12V	BOMBILLA FARO 35/35 12V
13	M330	COLLIER RISLAN 178X4,8	ZIP TIE 178X4.8	ABRAZADERA 178X4.8
14	C441	COLLIER RISLAN 208X4,8	ZIP TIE 208X4.8	ABRAZADERA 208X4.8
15	M331	COLLIER RISLAN 100X2,5	ZIP TIE 100X2.5	ABRAZADERA 100X2.5
16	3094	BATTERIE 12V 5A	BATTERY 12V 5A	BATERÍA 12V 5A
17	0399	CAPTEUR DE T° AIR	AIR SENSOR	SENSOR AIRE
18	1291	SUPPORT RELAIS	HOLDER RELAY	SOPORTE RELÉ
19	0749	RELAIS	RELE SIEMENS	RELÉ SIEMENS
20	0967	BOBINE CRAYON	COIL ASSY IGNITION	PIPA BUJÍA
21	0367	RELAIS DEMARREUR	STARTER RELAY	RELÉ DEMARRER
22	0661	FUSIBLE 30 A	FUSE 30A	FUSIBLE 30 A
23	0592	VIS THEP 6 X 8	SCREW THEP 6 X 8	TORNILLO THEP 6 X 8
24	0701	RIVET Ø 3 X 10	RIVET POP Ø 3 X 10	REMACHE Ø 3 X 10
25	4385	REGULATEUR	REGULATOR	REGULADOR
26	0546	VIS THEP M6X20	SCREW THEP M6X20	TORNILLO THEP M6X20
27	2313	BLOC CLE DEMARRAGE	IGNITION SWITCH	BLOC LLAVE ARRANQUE
28	3522	COMPTEUR DE VITESSE MLC	SPEEDOMETER MLC	VELOCÍMETRO MLC
29	0582	SILENBLOC COMPTEUR	DASHBORD SILENBLOC	SILENBLOC VELOCIMETRO
30	1274	VIS PLASTIQUE 4,2X16	PLASTIC SCREW 4,2X16	TORNILLO RETORNO 4,2X16
31	M275	RONDELLE M5	WASHER M5	ARANDELA M5
32	3031	SUPPORT COMPTEUR VITESSE MLC	SPEEDOMETER MOU. BRACKET MLC	SOPORTE VELOCÍMETRO MLC
33	0656	VIS THEP M6X16	SCREW THEP M6X16	TORNILLO THEP M6X16
34	4269	ECU 250 N°17 (INFO)	ECU 250 N°17 (INFO)	ECU 250 N°17 (INFO)

Faisceau électrique / Electrical system / Instalación eléctrica

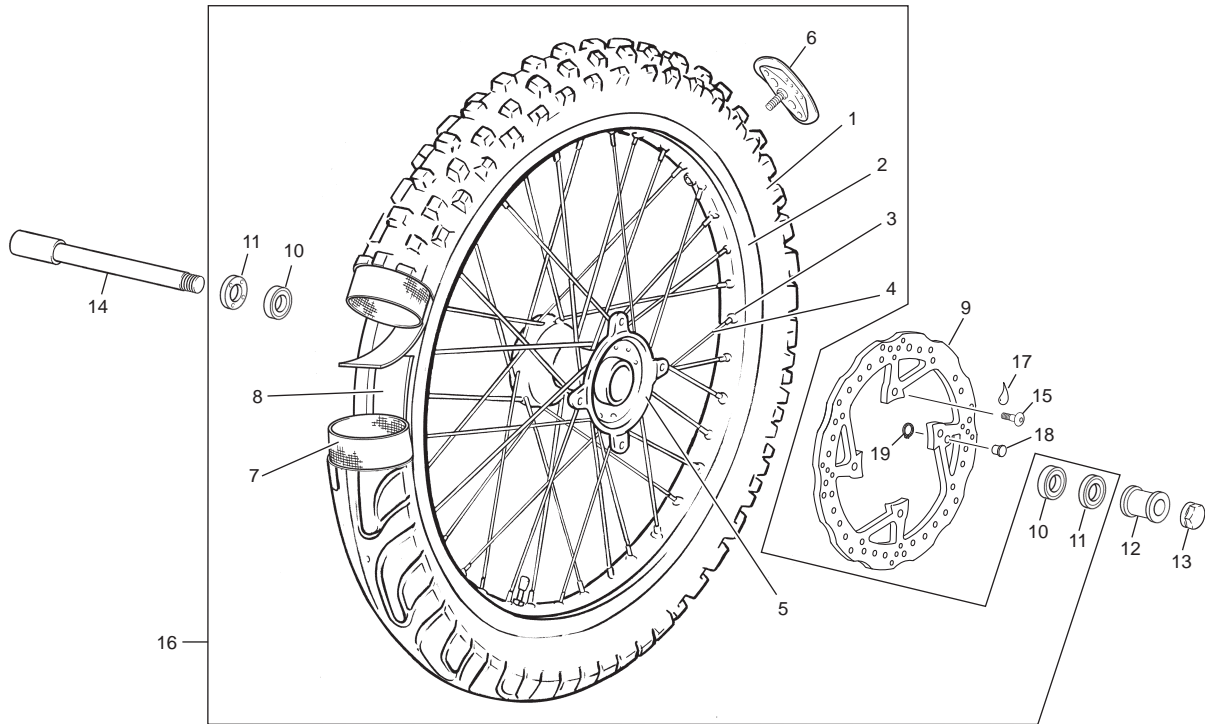


POS.	SE 250i - R / SE 300i - R	FRANÇAIS	ENGLISH	ESPAÑOL
34	4703	ECU 250 N°18 (INFO)	ECU 250 N°18 (INFO)	ECU 250 N°18 (INFO)
34	4623	ECU 300 N°11	ECU 300 N°11	ECU 300 N°11
35	3096	ENTRETOISE DE CARROSSERIE	SPACER	DISTANCIADOR
36	0553	VIS THEP M5X12	SCREW THEP M5X12	TORNILLO THEP M5X12
37	3509	FAISCEAU ACCESSOIRE (KLAXON, CLIGNO)	ELECTRI. SYSTEM ACCESORY	INSTALACION ELECTRICA ACCESORIO
38	3510	FE. ÉCLAIRAGE PLAQ. IMMATRICULATION	PLATE NUMBER REAR LIGHT	FARO TRASERO
39	3506	FEUX ARRIÈRE ET FEUX STOP	REAR LIGHT AND STOP	FARO TRASERO Y STOP
40	4015	PATTE FIXACION KLAXON	HORN FISIATION	CLAXON FIJACIÓN
41	4047	FAISCEAU RACING COMP.	COMP. ELECTRI. CABLE RACING	INSTAL. ELECTRICA RACING COMP.
42	0554	VIS THEP M5X20	SCREW THEP M5X20	TORNILLO THEP M5X20
43	M283	ECROU NYLSTOP M6	NYLSTOP NUT M6	TUERCA NYLSTOP M6
44	C427	RONDELLE M6	WASHER M6	ARANDELA M6
45	----	AMPOULE POSITION W5W	POSTION BULB W5W	BOMBILLA POSICIÓN W5W
46	3502	SUPPORT CLIGNOTANT DROITE	SUPORT RIGHT TURN LIGHT	SOPORTE INTERMITENTES DER.
47	3503	SUPPORT CLIGNOTANT GAUCHE	SUPORT LEFT TURN LIGHT	SOPORTE INTERMITENTES IZQ.
48	0364	CENTRALE CLIGNOTANT	INDICATIVE LIGHT SYSTEM	CENTRAL INTERMITENCIA
49	M378	ECROU CLIP M5	NUT CLIP M5	TUERCA CLIP M5
50	M318	RONDELLE M4	WASHER M4	ARANDELA M4
51	M307	ECROU M4	NUT M4	TUERCA M4
52	3504	CAPTEUR DE VITESSE	SPEECLOMETER SENSOR	CAPTADOR DE VELOCIDAD
53	3484	MOUSSE PROTECTION ECU	FOAM SUPPORT ECU	ESPUMA SUPORTE CENTRALITA

INFO: 4269 (SE 250i-R) POUR N° MOTEUR AVANT S6 - 300 2038
 FOR N° ENGINE BEFORE S6 - 300 2038
 POR N° MOTOR ANTES S6 - 300 2038

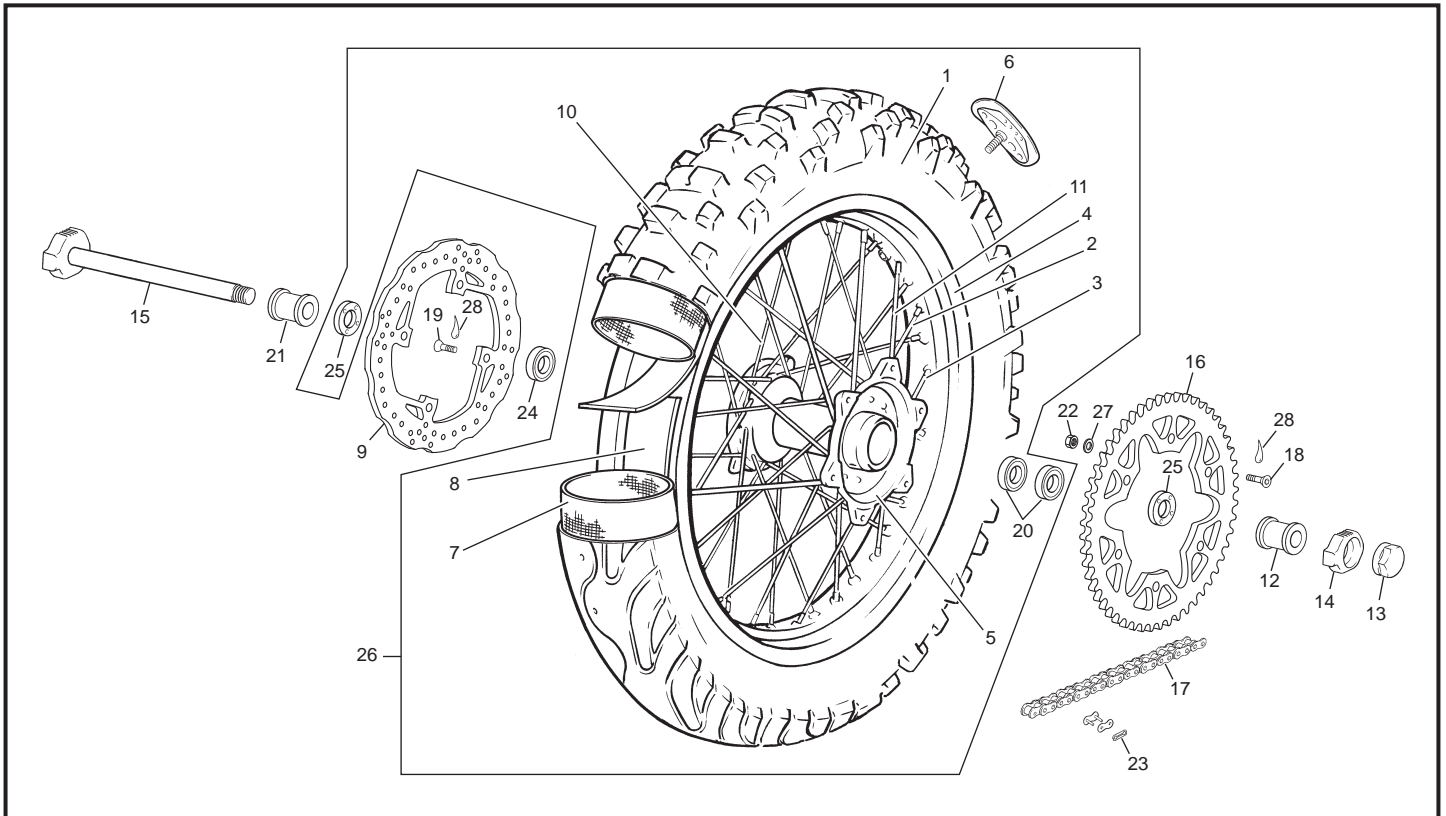
4703 (SE 250i-R) POUR N° MOTEUR APRÈS S6 - 300 2038
 FOR N° ENGINE AFTER S6 - 300 2038
 POR N° MOTOR DESPUES S6 - 300 2038

Roue avant / Front wheel / Rueda delantera



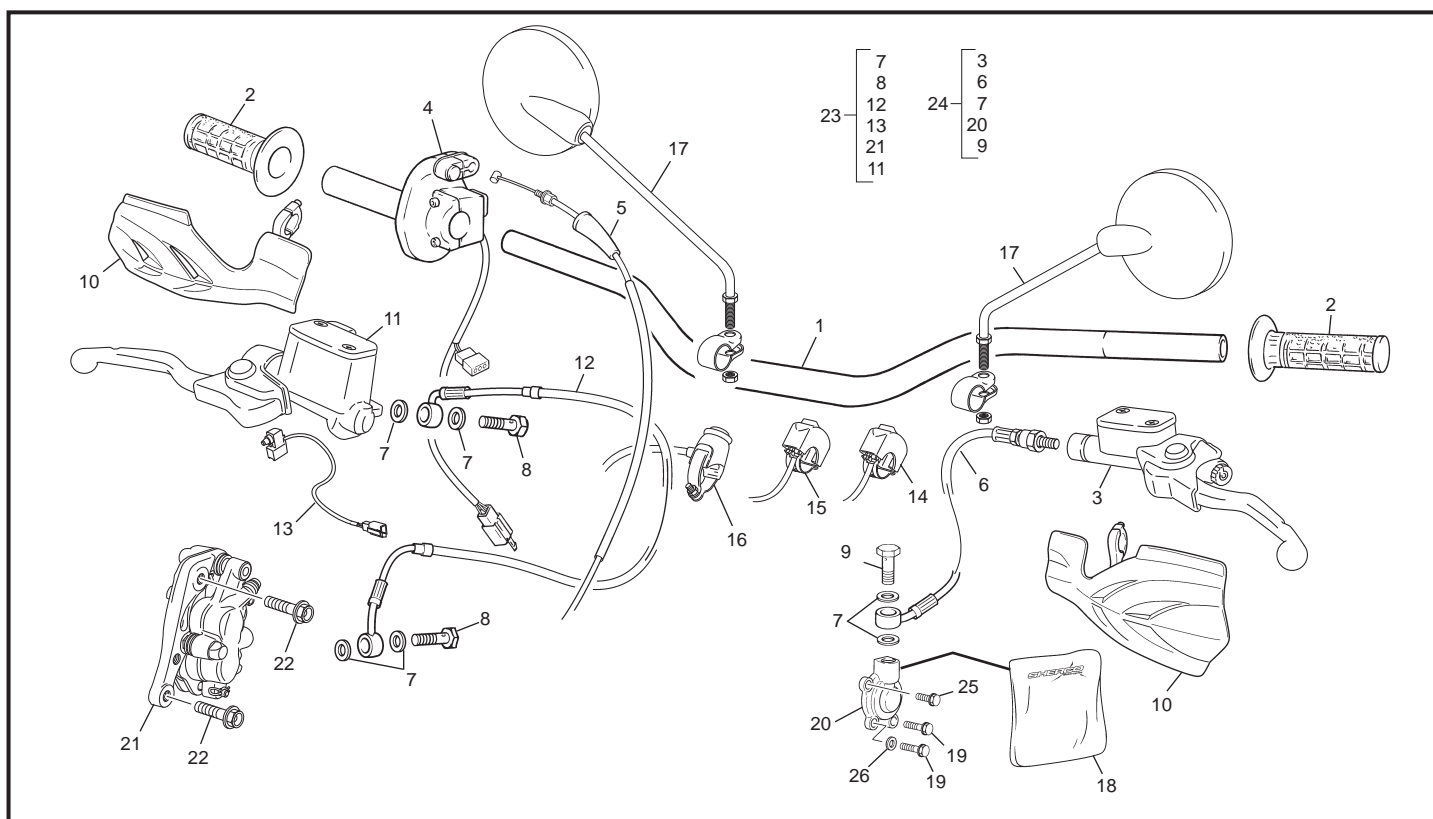
POS.	SE 250i - R / SE 300i - R	FRANÇAIS	ENGLISH	ESPAÑOL
1	0312	PNEU AVANT 90X90/21	FRONT TIRE 90X90X21	PNEUMÁTICO DEL 90X90/21
2	1203	JANTE AV 1,6 X 21 NOIR	FRONT RIM 1,6 X 21 BLACK	LLANTA DEL 1,6 X 21 NEGRO
3	0714	ECROU RAYON 3,5 (36)	SPOKE NIPPLE 3,5 (36)	TUERCA RADIO 3,5 (36)
4	0710	RAYON AVANT 3,5X242 (36)END	SPOKE 3,5X242 (36)	RADIO DELANTERO 3,5X242 (36) END
5	0310	MOYEU COMPLET AV	HUB	BUJE CPL
6	0311	GRIPSTER1.6	RIM LOCK	AGARRA CUBIERTAS
7	0313	CHAMBRE A AIR 21	INNER TUBE 21	CAMARA 21
8	0314	FOND JANTE AV 21	RIM BAND 21	FONDO LLANTAS 21
9	3497	DISQUE FREIN AV 260 MM WP	FRONT BRAKE DISC 260 MM WP	DISCO FRENO DEL 260 MM WP
9	3784	DISQUE FREIN AV 270 MM SACHS	FRONT BRAKE DISC 270 MM SACHS	DISCO FRENO DEL 270 MM SACHS
10	R049	ROULEMENT DE MOYEU 6004 2RS	HUB BEARING 6004 2RS	RODAMIENTO BUJE 6004 2RS
11	0706	JOINT A LEVRES 25X42X7	OIL SEAL 25X42X7	RETÉN 25X42X7
12	2192	ENTRETOISE ROUE AVANT WP ET SACHS	FRONT WHEEL SPACER WP SACHS	CASQUILLO RUEDA DEL WP SACHS
13	0316	ECROU ROUE AVANT	FRONT AXLE NUT	TUERCA RUEDA DEL
14	3500	AXE DE ROUE AVANT RACING WP	FRONT WHEEL AXLE RACING WP	EJE RUEDA DEL RACING WP
14	2191	AXE DE ROUE AVANT STANDARD SACHS	FRONT WHEEL AXLE STANDARD SACHS	EJE RUEDA DEL STANDARD SACHS
15	0452	VIS SPECIALE DISQUE	ROTOR BOLTS	TORNILLO ESPECIAL DISCO FRENO
16	1189	ROUE AVANT SANS DISQUE NOIRE	FRONT WHEEL WITHOUT DISC BLACK	RUEDA DEL. SIN DISCO NEGRA
17	----	FREIN FILET BLEU	THREAS LOCKER BLUE	AUTOBLOCANTE AZUL
18	3514	AIMANT	MAGNET	IMÁN
19	3515	CIRCLIP Ø9	CIRCLIP Ø9	CIRCLIP Ø9

Roue arrière / Rear wheel / Rueda trasera



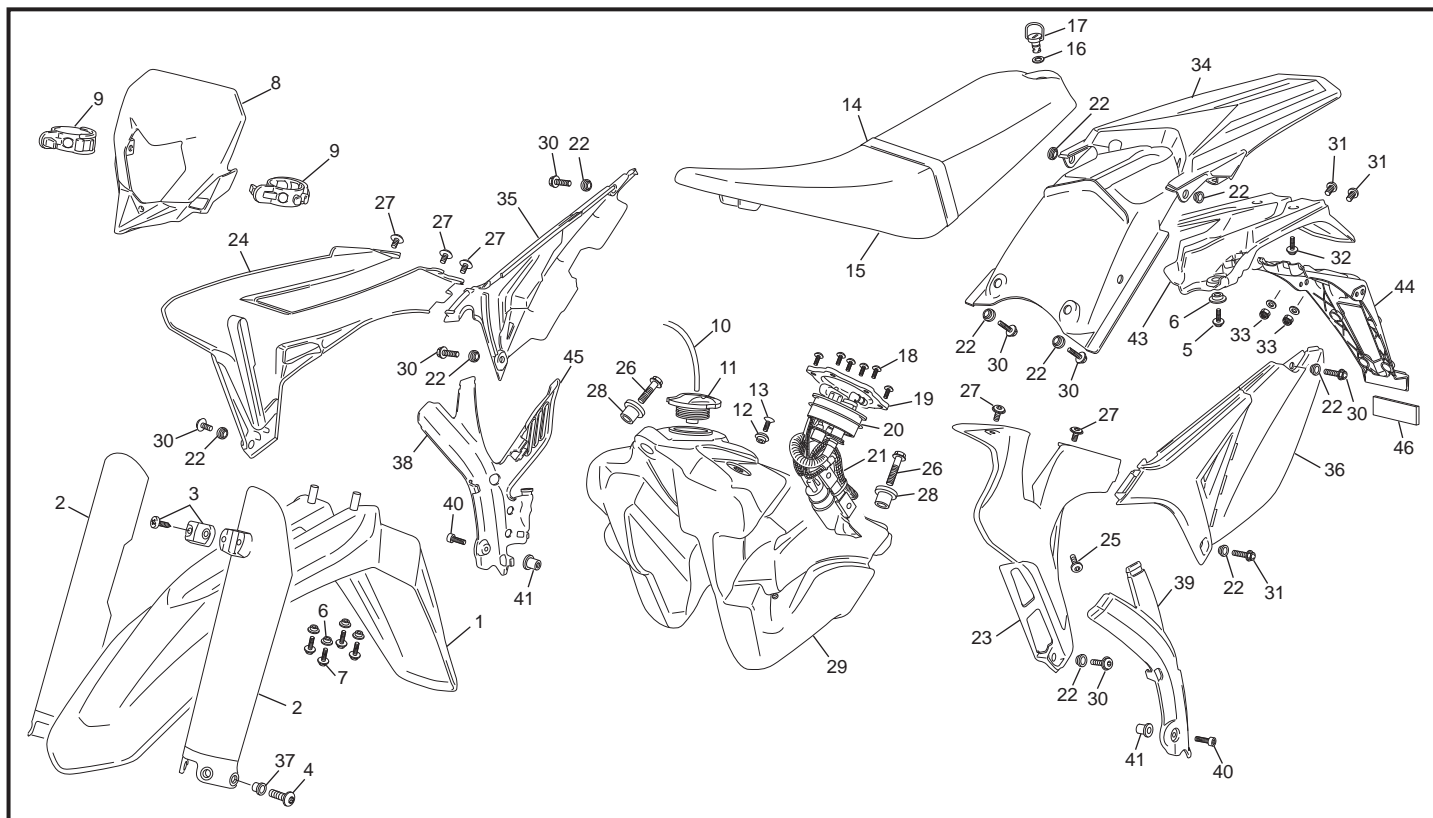
POS.	SE 250i - R / SE 300i - R	FRANÇAIS	ENGLISH	ESPAÑOL
1	0323	PNEU AR 140X18	REAR TIRE 140X18	NEUMÁTICO TRAS 140X18
2	1204	JANTE AR 2.15X18 NOIRE	REAR RIM 2.15 X 18 BLACK	LLANTA TRAS 2.15 X 18 NEGRA
3	0715	ECROU RAYON 4 (36)	SPOKE NIPPLE 4 (36)	TUERCA RADIO 4 (36)
4	0711	RAYON POST. 4X200 (9) END	SPOKE 4 X 200 (9)	RADIO TRAS 4X200 (9) END
5	0823	MOYEU COMPLET AR	REAR HUB	BUJE TRAS.
6	0322	GRIPSTER 2.15" AR	REAR RIM LOCK	AGARRA CUBIERTAS TRAS.
7	0324	CHAMBRE AIR 18"	REAR INNER TUBE 18	CAMARA 18
8	0325	FOND DE JANTE 18"	REAR RIM BAND 18	FONDO LLANTA 18
9	3499	DISQUE FREIN AR	REAR BRAKE ROTOR	DISCO FRENO TRAS.
10	0713	RAYON POST. 4X204 (18)	SPOKE 4X204 (18)	RADIO TRAS. 4X204 (18) END
11	0712	RAYON POST. 4X206 (9) END	SPOKE 4X206 (9)	RADIO TRAS 4X206 (9) END
12	0343	ENTRETOISE ROUE AR GAUCHE	LH REAR WHEEL SPACER	CASQUILLO RUEDA TRAS. IZQ.
13	0329	ECROU ROUE AR	REAR AXLE NUT	TUERCA RUEDA TRAS.
14	0327	TENSEUR CHAINE DROIT	RH CHAIN TENSIONER	ENSOR CADENA DER.
15	0326	AXE DE ROUE AR	REAR AXLE	EJE RUEDA TRAS.
16	0331	COURONNE AR 48 D	REAR SPROCKET 48 T	CORONA 48D
16	1966	COURONNE AR 49 D	REAR SPROCKET 49 T	CORONA 49D
17	0333	CHAÎNE 112M	CHAIN 112M	CADENA 112M
18	0454	VIS SPECIALE COURONNE	SPROCKET BOLTS	TORNILLO ESPECIAL CORONA
19	0452	VIS SPECIALE DISQUE	BRAKE ROTOR BOLTS	TORNILLO ESPECIAL DISCO FRENO
20	0716	ROULEMENT 6005 2RS1 25X47X12	BEARING 6005 2RS1 25X47X12	RODAMIENTO 6005 2RS1 25X47X12
21	3495	ENTRETOISE ROUE AR DROITE	RH REAR WHEEL SPACER	CASQUILLO RUEDA TRAS. DER.
22	M305	ECROU NYLSTOP M8 0368.10	NUTNYLSTOP M8	TUERCA NYLSTOP M8
23	R473	ATTACHE RAPIDE	CONNECTING LINK	ENGANCHE
24	0707	ROULEMENT 63005 2RS 25X47X16	BEARING 63005 2RS 25X47X16	RODAMIENTO 63005 2RS 25X47X16
25	0718	JOINT A LÈVRE 32X42X7	OIL SEAL 32X42X7	RETÉN 32X42X7
26	1190	ROUE ARR. SANS DIS./COURON. NOIRE	REAR WHEEL WITH. DISK/SPOKET BLA.	RUEDA TRAS. SIN DISCO/CORONA NEG
27	C430	RONDELLE M8	WASHER M8	ARANDELA M8
28	----	FREIN FILET BLEU	THREAD LOCKER BLUE	AUTOBLOCANTE AZUL

Guidon / Handlebar / Manillar



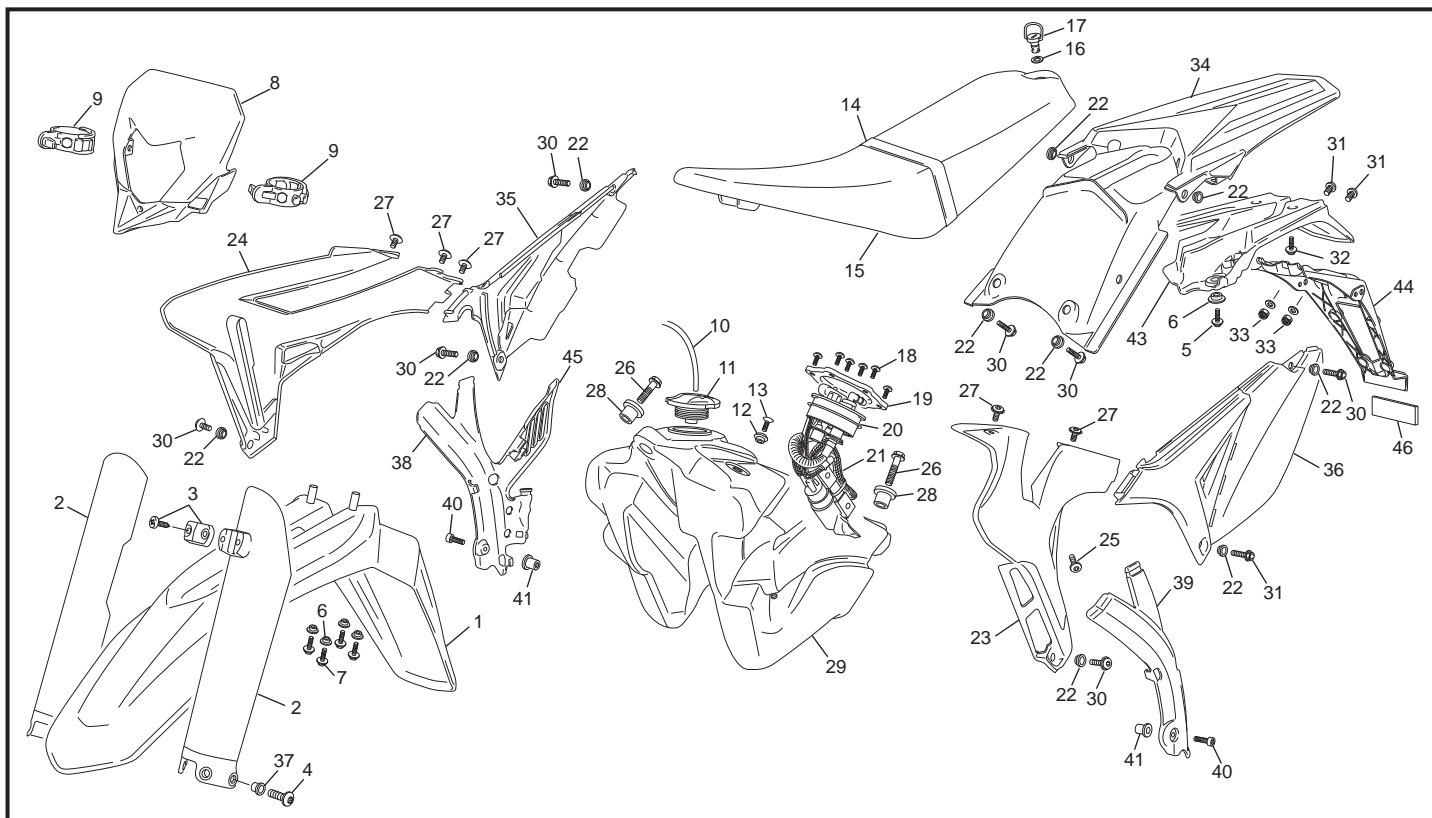
POS.	SE 250i - R / SE 300i - R	FRANÇAIS	ENGLISH	ESPAÑOL
1	1225	GUIDON NOIR	HANDLEBAR BLACK	MANILLAR NEGRO
2	0534	GROUPE POIGNEES PAIRE	GRIP SET - SHERCO	JUEGO EMPUÑADURAS SHERCO
3	3468	POMPE EMB CPL	CLUTCH MASTER CYLINDER ASSEMBLY	CTO. BOMBA EMBRAGUE
4	4386	COMMANDE DE GAZ	THROTTLE GAS	MANDO GAS
5	1979	CABLE DE GAZ	THROTTLE CABLE	CABLE DE GAS
6	3617	DURITE EMBRAYAGE	CLUTCH HOSE ASSEMBLY	LATIGUILLO EMBRAGUE
7	3620	RONDELLE BANJO	ALUMINIUM SEAL	ARANDELA BANJO
8	3619	VIS BANJO MAITRE CYLI. FREIN AVANT	BANJO BOLT	TORNILLO RACORD M10X21
9	3618	VIS DE PURGE RÉCEPTEUR EMB	BLEEDING SCREW	CONJ. RACORD CON SANGRADO
10	4532	PARE MAINS JEU	HAND GUARD SET	PARA MANO JUEGO
11	3558	POMPE FREIN AV CPL	FRONT BRAKE MASTER CYLINDER ASSY	BOMBA FRENO DELANTERO
12	3563	DURITE FREIN AV TEFLON	FRONT BRAKE HOSE 450 TEFLON	LATIGUILLO FRENO DELANTERO TEFLÓN
13	3697	CONTACT FREIN AVANT	CONTACT FRONT BRAKE LIGHT	INTERRUPTOR FRENO DELANTERO
14	3508	COMMUTATEUR MOTEUR RACING	COMMAND ENGINE RACING	CONMUTADOR MOTOR RACING
15	3507	COMMUTATEUR PHARE RACING	COMMAND LIGHT RACING	CONMUTADOR FARO RACING
16	3658	BOUTON STOP MOTEUR	STOP ENGINE	STOP MOTOR
17	S232	RETROVISEUR	MIRROR	RETROVISOR
18	1954	KIT REPARATION PISTON EMBRAYAGE	CLUTCH MASTER CYLINDER REPAIR KIT	KIT REPARACIÓN BOMBA EMBRAGUE
19	0656	VIS THEP M6X16	SCREW THEP M6X16	TORNILLO THEP M6X16
20	0979	RECEPTEUR EMB CPL	CLUTCH SLAVE CYLINDER	RECEPTOR EMBRAGUE CPL
21	3561	ETRIER FREIN AVANT	FRONT CALIPER ASSY	PINZA FRENO DELANTERO
22	4620	VIS D'ÉTRIER THEP M8X32	FRONT CALIPER SCREW THEP M8X32	TORNILLO DE LA PINZA THEP M8X32
23	3489	GROUPE FREIN AVANT COMPLET	COMP. FRONT BRAKE HYDR. SYSTEM	CTO. FRENO DEL.
24	3659	GROUPE EMBRAYAGE COMPLET	COMPLETE CLUTCH HYDRAULIC SYSTEM	CTO. EMBRAGUE
25	0943	VIS THEP M6X12	SCREW THEP M6X12	TORNILLO THEP M6X12
26	M317	RONDELLE 6X12	WASHER 6X12	ARANDELA 6X12

Plastiques / Plastics / Plásticos



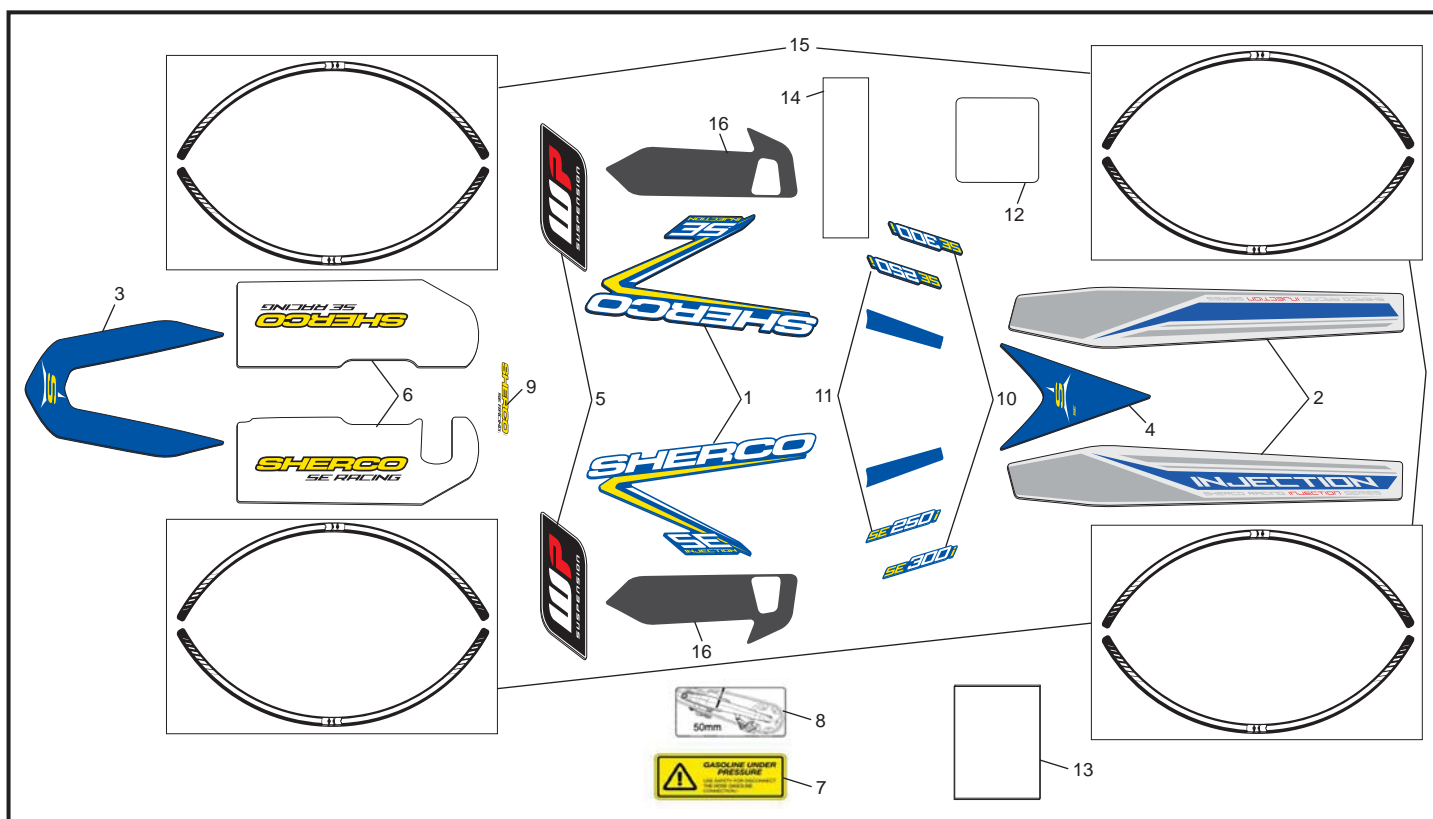
POS.	SE 250i - R / SE 300i - R	FRANÇAIS	ENGLISH	ESPAÑOL
1	3064	PARÉ BOUE AVANT	FRONT FENDER	GUARDABARROS DEL
2	2960	PROTECTEUR FOURCHE BLANC JEU	LEFT FORK PROTECTOR SET WHITE	PROTEC. HORQUILLA JUEGO BLANCO
3	0491	GROUPE SUPPORT DURITE AV	FRONT BRACK HOSE HOLDER	CONJ. SOP. LATIGUILLO FRENO DEL.
4	3243	VIS SPECIALE PROTECTEUR FOURCHE	FORK PROTECTOR BOLT	TORNILLO ESPECIAL PROT. HORQUILLA
5	0546	VIS THEP M6 X 20	SCREW THEP M6 X 20	TORNILLO THEP M6 X 20
6	3097	ENTRETOISE DE CARROSSERIE 1	PLASTICS SPACER 1	DISTANCIADOR PARA PLÁSTICOS 1
7	0546	VIS THEP M6 X 20	SCREW THEP M6 X 20	TORNILLO THEP M6 X 20
8	3065	PLAQUE PHARE	FRONT LIGHT	PLACA FARO
9	H050	ELASTIQUE PLAQUE PHARE	HEADLIGHT RUBBER MOUNT	ELÁSTICO PLACA FARO
10	0252	DURITE MISE A L'AIR BOUCHON ESSEN.	FUEL LINE	TUBO RESPIRADERO
11	H398	BOUCHON ESSENCE	FUEL TANK CAP	TAPÓN GASOLINA
12	0497	FIXATION SELLE RESERVOIR	SPACER SEAT /TANK	CASQUILLO SILLÍN DEPÓSITO
13	0652	VIS FHC M6X25	SCREW FHC M6X25	TORNILLO AVELLANADO M6 X 25
14	3907	SANGLE HOM. SELLE	STRAPP SEAT HOMOL	CORREA HOMOLOGACIÓN
15	3060	SELLE BASSE STANDARD	STANDARD LOW SEAT	SILLIN STANDARD BAJA
15	3761	SELLE HAUTE (OPTION)	HIGHT SEAT (OPTION)	SILLIN ALTA (OPTION)
16	0532	RONDELLE PLASTIQUE DZUS	PLASTIC WASHER DZUS	ARANDELA PLÁSTICO DZUS
17	3488	DZUS DE SELLE	DZUS FASTENER	CIERRE SILLÍN
18	M258	VIS BHC M5 X 16	SCREW BHC M5 X 16	TORNILLO BHX M5 X 16
19	3033	PLAQUE FIXATION POMPE À ESSENCE	INJECTION PUMP HOLDER	SOPORTE BOMBA INJECTION
20	3550	JOINT POMPE À ESSENCE	FUEL PUMP O RING	TÓRICA DEL BOMBA DE GASOLINA
21	3482	POMPE À ESSENCE BITRON	FUEL PUMP BITRON	BOMBA DE GASOLINA BITRON
22	3096	ENTRETOISE DE CARROSSERIE 2	PLASTICS SPACER 2	DISTANCIADOR PARA PLÁSTICOS 2
23	4670	OUIE AVANT GAUCHE	LH RADIATOR SIDE PANEL	PLACA RADIADOR IZQ
24	4669	OUIE AVANT DROITE	RH RADIATOR SIDE PANEL	PLACA RADIADOR DER
25	1366	VIS BHC M6 X 8	SCREW BHC M6 X 8	TORNILLO BHC M6 X 8
26	0547	VIS THEP M6 X 30	SCREW THEP M6 X 30	TORNILLO THEP M6 X 30
27	3554	VIS BHC E M6 X 8	SCREW BHC E M6 X 8	TORNILLO BHC E M6 X 8
28	3349	SILENT BLOC RÉSERVOIR	TANK SILENT BLOC	SILENTBLOC DEL DEPÓSITO
29	3063	RÉSERVOIR D'ESSENCE	FUEL TANK	DEPOSITO DE GASOLINA
30	0546	VIS THEP M6 X 20	SCREW THEP M6 X 20	TORNILLO THEP M6 X 20
31	3679	VIS BHC E M6 X 20	SCREW BHC E M6 X 20	TORNILLO BHC E M6 X 20
32	3555	VIS PLASTIQUE M5 X 18	PLASTIC SCREW M5 X 18	TORNILLO POR PLASTICO M5 X 18
33	2086	ECROU À EMBASE M6	COLLAR HEX NUT FLAT M6	TUERCA CON VALONA M6

Plastiques / Plastics / Plásticos



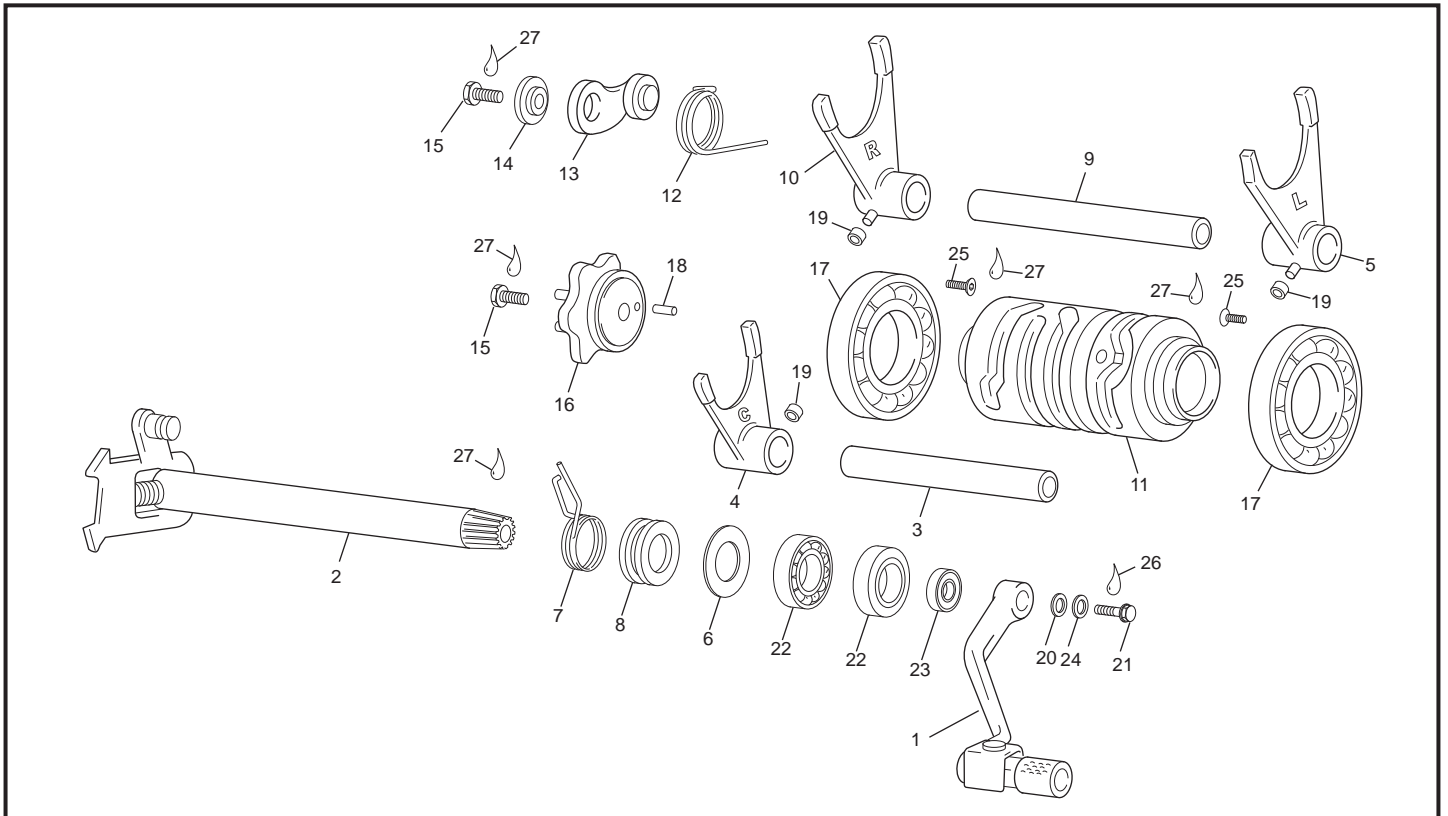
POS.	SE 250i - R / SE 300i - R	FRANÇAIS	ENGLISH	ESPAÑOL
34	3057	GARDE BOUE ARRIÈRE	BACK MUDGUARD	GUARDABARROS TRA.
35	3058	PLAQUE LATÉRAL DROITE	RH NUMBER PLATE	PLACA NO DER.
36	3059	PLAQUE LATÉRAL GAUCHE	LH NUMBER PLATE	PLACA NO IZQ
37	3244	ENTRETOISE	SPACER	CASQUILLO
38	3485	PROT. DE CADRE DROITE	RIGHT FRAME PLASTIC PROT.	PROT. PLASTICO CHASIS DERECHA
39	3486	PROT. DE CADRE GAUCHE	LEFT FRAME PLASTIC PROT.	PROT. PLASTICO CHASIS IZQUIERDA
40	3880	VIS BHC E M5X30	SCREW BHC E M5X30	TORNILLO BHC E M5X30
41	3793	WELL NUT	WELL NUT	WELL NUT
42	3955	HOUSE DE SELLE NOIRE	SLEENE SET BLACK	FUNDA ASIENTO NEGRA
43	3519	SUPPORT FEUX ARRIÈRE	SUPPORT RERD LIGHT	SOPORTE FARO TRASERO
44	3549	SUPPORT PLAQUE IMMATRCULATION	SUPPORT NUMBER PLATE	SOPORTE PLACA MATRICULA
45	4067	PROT. THERMIQUE ÉCHAPPEMENT	THERMICAL EXHAUST	PROTECTOR TERMICO ESCAPE
46	1252	CATADIOPTRE ROUGE ARR.	RED REAR REFLECTOR	REFLECTOR TRASERO ROJO

Adhésif / Sticker / Adhesivo



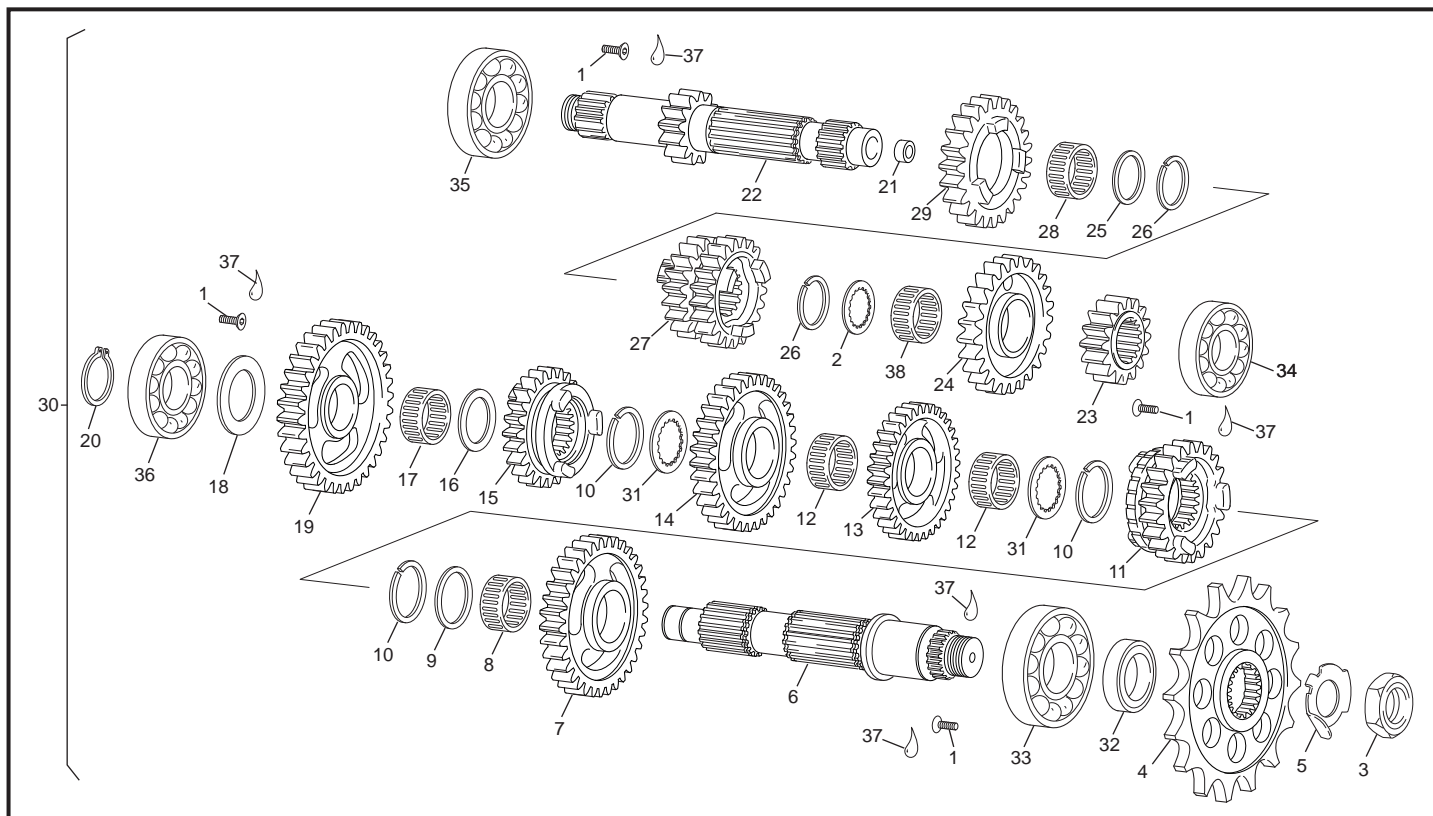
POS.	SE 250i - R / SE 300i - R	FRANÇAIS	ENGLISH	ESPAÑOL
1	4505	ADH. OUIES (JEU)	RADIATOR GUARD (SET)	ADH. TAPA RADI. (JUEGO)
2	4497	PROTECTION DE BRAS OSCILLANT (JEU)	SWING ARM SET STICKERS	ADHESIVO DEL BASCULANTE
3	4498	ADHÉSIF DE GARDE BOUE AVANT	STICKER FRONT MUDGARD	ADHESIVO GUARDABARROS DELANTERO
4	4499	ADHÉSIF DE GARDE BOUE ARRIÈRE	STICKER REAR MUDGARD	ADHESIVO GUARDABARROS TRASERO
5	4504	ADH. FOURREAU FOUR. WP(JEU)	STICKERS FORK WP (SET)	ADH. HOR. WP (JUEGO)
6	4502	ADHÉSIF PROTECTION DE FOURCHE	STICKERS FORKS (SET)	ADH. PROTEC.DE HORQUILLA (JUEGO)
7	3736	ADHÉSIF DANGER CARBU. SOUS PRESS.	STICKER FUEL PRESSURE	ADHESIVO PRESIÓN DE GASOLINA
8	3735	ADHÉSIF TENSION DE CHAINE	STICKER CHAIN TENSIONER	ADHESIVO TENSION DE CADENA
9	4503	ADHÉSIF PLAQUE PHARE	STICKER FRONT LIGHT	ADHESIVO PLACA FARO
10	4501	ADHÉSIF 300 I SE	STICKER 300 I SE	ADHESIVO 300 I SE
11	4500	ADHÉSIF 250 I SE	STICKER 250 I SE	ADHESIVO 250 I SE
12	3787	ADH. PROTECTION DE FOURCHE	STI. PROTECTION FORK	ADH. PROTEC. HORQUILLA
13	3749	ADH. DURITE FREIN - CABLE VITESSE	STI. FOR SPEED CABLE AND BEAKE HOSE	ADH. CABLE VELO. Y LA DURITA DE FRE.
14	4516	ADH. PROTECTION N°. SERIE CADRE	STICKER N°. FRAME PRETECTION	ADH. N°. DE PROTECCIÓN CHASSIS
15	4587	ADH. DE ROUE (JEU)	STICKER WHEEL (SET)	ADH. DE RUEDA (JUEGO)
16	4704	ADHESIF OUIE NOIR (JEU)	BLACK RADIATOR GUARD STICKER (SET)	ADESIVO TAPA RADIATOR NEG. (JUEGO)

Selecteur / Gear selector group / Selector cambio



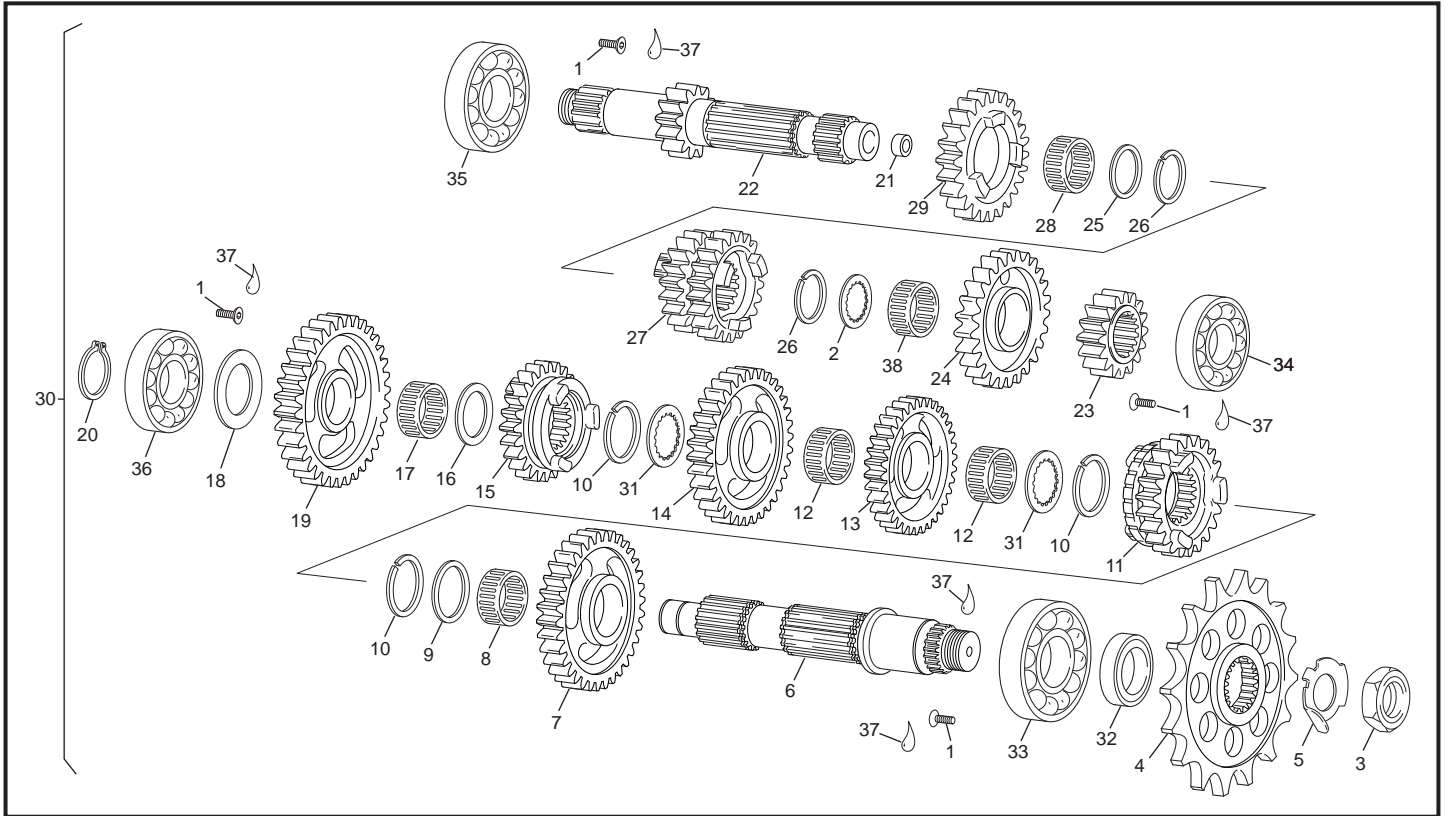
POS.	SE 250i - R / SE 300i - R	FRANÇAIS	ENGLISH	ESPAÑOL
1	0205	LEVIER DE SELECTEUR ALU	SHIFT LEVER ASSY	PALANCA CAMBIO
2	1025	ARBRE SELECTEUR CPL	SHIFT SHAFT WITH PAWL ASSY	ÁRBOL SELECTOR
3	1019	AXE DE FOURCHETTE 90	FORK AXLE 90	EJE HORQUILLA 90
4	2324	FOURCHETTE 5/6	FORK 5/6	HORQUILLA 5/6
5	1016	FOURCHETTE 2/4	FORK 2/4	HORQUILLA 2/4
6	0529	RONDELLE 14X28X1	RONDELLE 14X28X1	ARANDELA 14X28X1
7	0208	RESSORT RAPPEL SELECTEUR	SPRING SHIFT LEVER	MUELLE SELECTOR
8	0209	DOUILLE RESSORT SELECTEUR	SPACER SPRING	CASQUILLO MUELLE SELECTOR
9	1018	AXE DE FOURCHETTE 100	FORK AXLE	EJE HORQUILLA 100
10	1017	FOURCHETTE 1/3	FORK 1/3	HORQUILLA 1/3
11	1013	TAMBOUR SELECTION	SELECTOR DRUM	DESMODRÓNICO SELECTOR
12	1022	RESSORT RAPPEL VEROUILLAGE	INDEX SPRING	MUELLE BUMERANG
13	1020	LEVIER DE VEROUILLAGE COMP.	INDEX LEVER ASSY	PALANCA CIERRE SELECTOR
14	0215	ENTRETOISE DE VEROUILLAGE	SPACER	CASQUILLO GUÍA LEVA
15	0656	VIS THEP M6X16	SCREW M6X16	TORNILLO M6X16
16	1023	ETOILE DE SELECTION	INDEX SHIM	ESTRELLA SELECTOR
17	0868	ROULEMENT 6905	BEARING 6905	RODAMIENTO 6905
18	0101	AIGUILLE 3X11.8	NEEDLE 3X11.8	AGUJAS 3X15
19	1015	ROULEAU	ROLL	RODILLO
20	0649	RONDELLE 6X16X3	WASHER 6X16X3	ARANDELA 6X16X3
21	0546	VIS THEP 6X20	SCREW THEP 6X20	TORNILLO THEP 6X20
22	0527	DOUILLES A AIGUILLES HK 14X20X2	BEARING 14X20X2	RODAMIENTO 14X20X2
23	0660	JOINT 14X24X7	SEAL 14X24X7	RETÉN 14X24X7
24	0746	RONDELLE RESSORT TYPE 56	LOCKING DISC SPRING 56	ARANDELA DE SEGURIDAD TIPO 56
25	0872	VIS FHC M5X10	SCREW FHC M5X10	TORNILLO FHC M5X10
26	----	FREIN FILET BLEU	THREAD LOCKER BLUE	AUTOBLOCANTE AZUL
27	----	FREIN FILET BLEU	THREAD LOCKER BLUE	AUTOBLOCANTE AZUL

Boîte a vitesses / Gear set / Cambio

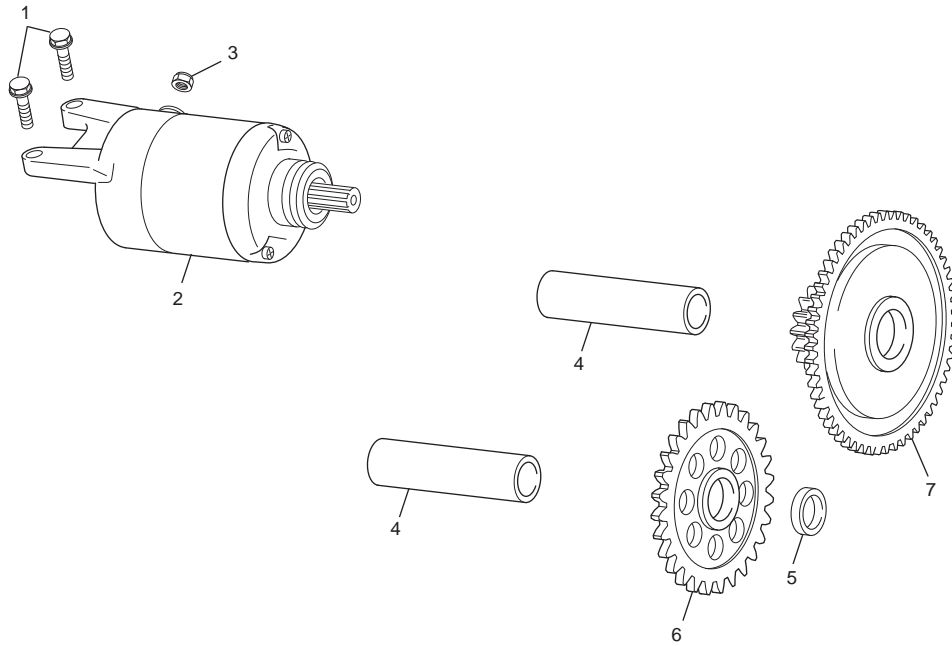


POS.	SE 250i - R / SE 300i - R	FRANÇAIS	ENGLISH	ESPAÑOL
1	0872	VIS FHC M5X10	SCREW FHC M5X10	TORNILLO FHC M5X10
2	1794	RONDELLE 22,2X27.8X1	WASHER 22,2X27.8X1	ARANDELA 22,2X27.8X1
3	0994	ECROU M18X100	SCREW M18X100	TUERCA M18X100
4	1012	PIGNON CHAINE Z13	CHAIN PINION Z13	PIÑÓN CADENA Z13
5	3463	RONDELLE PIGNON CHAINE	WASHER CHAIN PINION	ARANDELA PIÑÓN CADENA
6	1775	ARBRE SECONDAIRE	SECONDARY SHAFT	EJE SECUNDARIO
7	4181	PIGNON Z30 2 ÈME	PINION Z30 2nd.	PIÑÓN Z30 2nd.
8	1778	BAGUE AIGUILLES 24X28X10	SPACER BEARING 24X28X10	CASQUILLO AGUJAS 24X28X10
9	1779	RONDELLE 24.2X32X1.5	WASHER 24.2X32X1.5	ARANDELA 24.2X32X1.5
10	1780	CIRCLIP SW23	SNAP RING SW23	CIRCLIP SW23
11	1781	PIGNON Z22/6 ÈME	PINION Z22/6rd.	PIÑÓN DE Z22/6rd.
12	1782	BAGUE AIGUILLES 20X24X10	SPACER BEARING 20X24X10	CASQUILLO AGUJAS 20X24X10
13	1783	PIGNON Z26/4 ÈME	PINION Z26/4th.	PIÑÓN Z26/4º
14	1785	PIGNON Z28/3 ÈME	PINION Z28/3RD	PIÑÓN Z28/3º
15	1784	PIGNON Z24/5 ÈME	PINION Z24/5º	PIÑÓN Z24/5º
16	1787	RONDELLE 18.2X28X1.5	WASHER 18.2X28X1.5	ARANDELA 18.2X28X1.5
17	1786	BAGUE AIGUILLES 18X22X10	SPACER BEARING 18X22X10	CASQUILLO AGUJAS 18X22X10
18	1788	RONDELLE 17X28X1.5	WASHER 17X28X1.5	ARANDELA 17X28X1.5
19	4180	PIGNON Z33/1 ÈRE	PINION Z33/1	PIÑÓN Z33/1º
20	M171	SEGMENT ARRET Ø17	RETAINING RING 17	SEEGER Ø17
21	1790	BAGUE BRONZE	SPACER	CASQUILLO
22	4332	ARBRE PRIMAIRE EVO 2	MAIN SHAFT EVO 2	EJE PRIMARIO EVO 2
23	4182	PIGNON Z17/2 ÈME	PINION Z17/2nd.	PIÑÓN Z17/2nd.
24	1793	PIGNON Z25/6 ÈME	PINION Z25/6th.	PIÑÓN Z25/6st.
25	1794	RONDELLE 22.2X27.8X1	WASHER 22.2X27.8X1	ARANDELA 22.2X27.8X1
26	1795	CIRCLIP SW21	SNAP RING SW21	CIRCLIP SW21
27	1796	PIGNON Z19/21 3 ÈME-4 ÈME	PINION Z19/21 3 RD -4 TH	PIÑÓN Z19/21 3º-4º
28	1797	BAGUE AIGUILLES 22X26X10	SPACER BEARING 22X26X10	CASQUILLO AGUJAS 22X26X10
29	1798	PIGNON Z23/5 ÈME	PINION Z23/5º	PIÑÓN Z23/5º
30	3537	BOITE A VITESSE CPL EVO 2	COMPLETE GEAR SET EVO 2	CTO. CAMBIO EVO 2
31	1799	RONDELLE 21,5X31X1	WASHER 21,5X31X1	ARANDELA 21,5X31X1
32	0877	JOINT 25X37X6	SEAL 25X37X6	RETÉN 25X37X6
33	0174	ROULEMENTS 6205 C3	BEARING 6205 C3	RODAMIENTO 6205 C3
34	0875	ROULEMENTS 6003 C3 RS	BEARING 6003 C3 RS	RODAMIENTO 6003 C3 RS

Boîte a vitesses / Gear set / Cambio

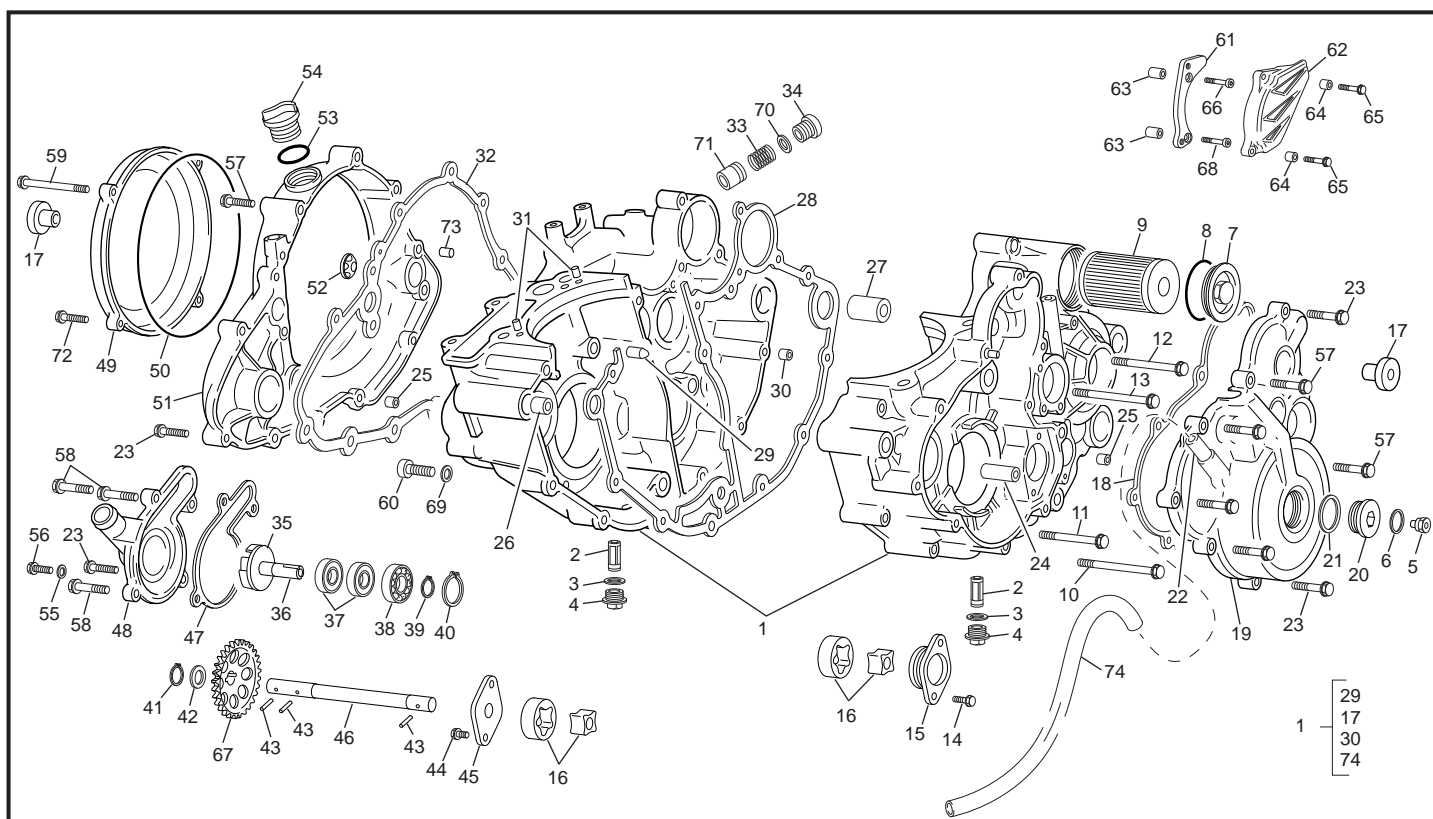


POS.	SE 250i - R / SE 300i - R	FRANÇAIS	ENGLISH	ESPAÑOL
35	0876	ROULEMENTS 6222 C3	BEARING 6222 C3	RODAMIENTO 6222 C3
36	0874	ROULEMENTS 6003 C3	BEARING 6003 C3	RODAMIENTO 6003 C3
37	-----	FREIN FILET BLEU	THREAD LOCKER BLUE	AUTOBLOCANTE AZUL
38	3366	CAGE À AIGUILLES FENDUE 18X22X10	OPEN NEEDLE BEARING 18X22X10	CASQUILLO AGUJAS ABIERTO 18X22X10

Démarrreur / Starter Motor / Motor Starter


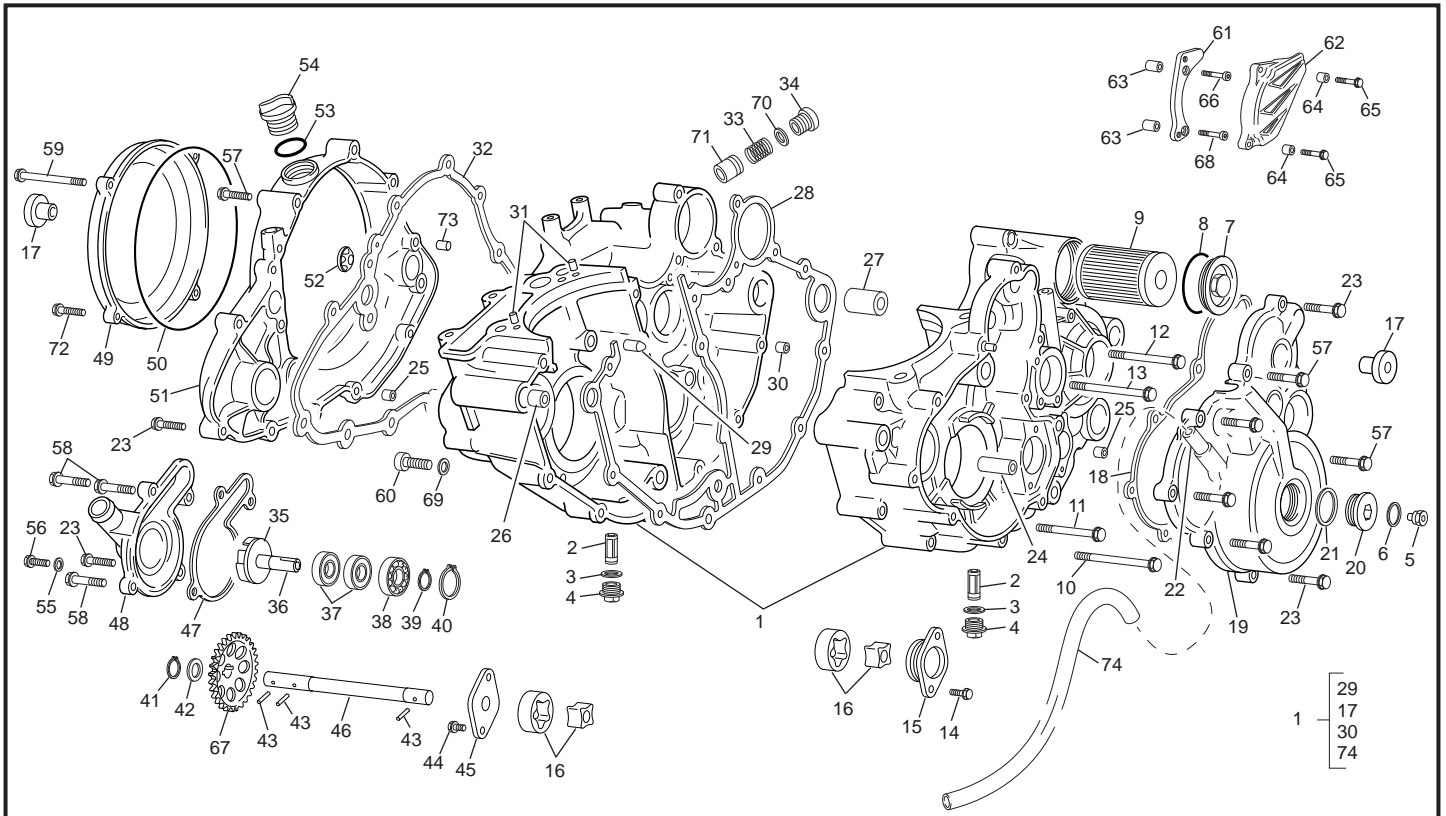
POS.	SE 250i - R / SE 300i - R	FRANÇAIS	ENGLISH	ESPAÑOL
1	0546	VIS THEP M6X20	SCREW M6X20	TORNILLO M6X20
2	0972	DEMARREUR	START MOTOR	MOTOR STARTER
3	M306	ECROU M6	SCREW M6	TUERCA M6
4	0960	AXE	AXLE	EJE
5	0961	ENTRETOISE PIGNON INTER	SPACER	CASQUILLO
6	0958	PIGNON Z28	PINION Z28	PIÑÓN Z28
7	1995	LIMITEUR DE COUPLE 2.5i/3,0i	TORQUE LIMITEUR 2.5i/3,0i	LIMITADOR DE PAR 2.5/3,0i

Groupe carters / Crankcase assembly / Grupo carters



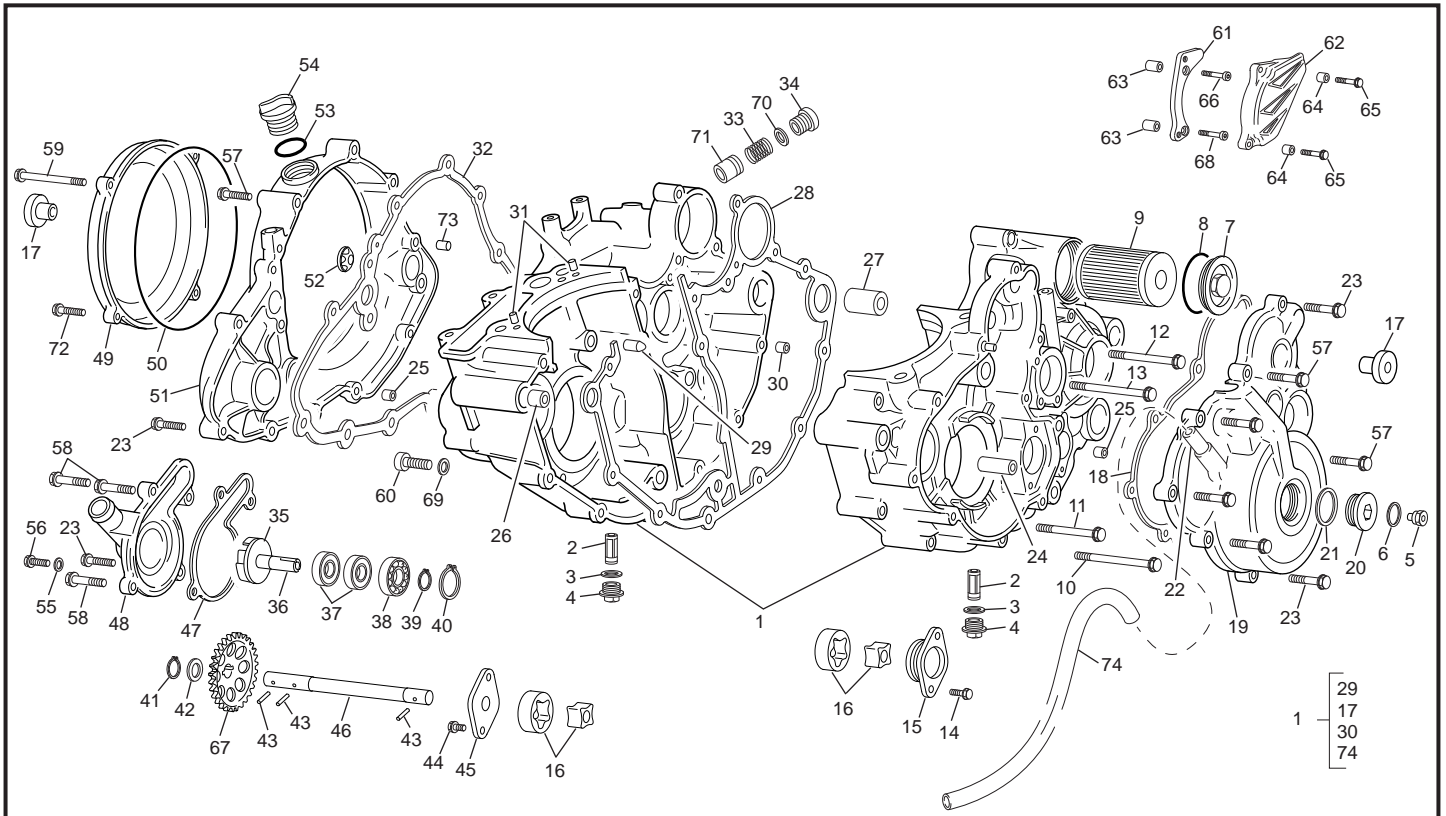
POS.	SE 250i - R / SE 300i - R	FRANÇAIS	ENGLISH	ESPAÑOL
1	4268	GR.CARTERS CENTRAUX Ø105MM	CRANKCASE SET Ø105MM	JU. CÁRTERS CENTRALES Ø105
2	0508	PREFILTRE	PREFILTER	PREFILTRO
3	0583	RONDELLE 18X22X1,5	WASHER 18X22X1,5	ARANDELA 18X22X1,5
4	0507	BOUCHON PREFILTRE	CAP	TAPÓN
5	0510	BOUCHON VIDANGE	CAP	TAPÓN
6	0610	RONDELLE 12X18X1,5	WASHER 12X18X1,5	ARANDELA 12X18X1,5
7	0117	COUVERCLE FILTRE HUILE	OIL FILTER CAP	TAPÓN FILTRO ACEITE
8	0118	JOINT TORIQUE 41X1.78	O'RING 41X1.78	TÓRICA 41X1.78
9	0116	FILTRE A HUILE PAPIER	OIL FILTER	FILTRO ACEITE
10	0550	VIS THEP M6X55	SCREW M6X55	TORNILLO M6X55
11	0551	VIS THEP M6X60	SCREW M6X60	TORNILLO M6X60
12	0552	VIS THEP M6X75	SCREW M6X75	TORNILLO M6X75
13	0550	VIS THEP M6X55	SCREW M6X55	TORNILLO M6X55
14	0553	VIS THEP M5X12	SCREW M5X12	TORNILLO M5X12
15	0947	COUVERCLE POMPE HUILE	OIL PUMP COVER	TAPA BOMBA ACEITE
16	0946	POMPE HUILE	OIL PUMP	BOMBA ACEITE
17	1106	BAGUE CARTER	COLLAR BUSH	MANGUITO CÁRTER
18	0859	JOINT CARTER ALLUMAGE	COVER GASKET	JUNTA CÁRTER ENCENDIDO
19	0965	CARTER ALLUMAGE GRIS	IGNITION COVER GREY	CÁRTER ENCENDIDO GRIS
20	0966	BOUCHON CARTER ALLUMAGE	CAP	TAPÓN
21	M644	JOINT TORIQUE BOUCHON	O'RING	RETÉN
22	1722	RACCORD VENTILATION	VENTILATION CONNECTION	CONECTOR TUBO VENTILACIÓN
23	0970	VIS THEP M6X25	SCREW M6X25	TORNILLO M6X25
24	1580	AXE CENTRIFUGEUR	CENTRIFUGAL AXIS	EJE CENTRÍFUGA
25	0008	DOUILLE 8X6X10	DOWEL 8X6X10	CASQUILLO 8X6X10
26	0006	DOUILLE 14X11X16	DOWEL 14X11X16	CASQUILLO 14X11X16
27	0490	DOUILLE 21.5X17.5X18	DOWEL 21.5X17.5X18	CASQUILLO 21.5X17.5X18
28	4599	JOINT CARTER CENTRAL	CENTER GASKET	JUNTA CENTRAL
29	0865	GICLEUR HUILE PISTÓN	PISTON OIL JET	CHICLE ACEITE PISTÓN
30	0866	GICLEUR HUILE	OIL JET	CHICLE ACEITE
31	0864	AIGUILLE 5X10	NEEDLE 5X10	AGUJAS 5X10
32	0858	JOINT CARTER EMBRAYAGE	CLUTCH COVER GASKET	JUNTA EMBRAGUE CARTER
33	0950	RESSORT DE CLAPET	SPRING OF VALVE	RESORTE DE CLAPETA
34	0952	VIS CLAPET	SCREW PRESSURE VALVE	TORNILLO VÁLVULA PRESIÓN

Groupe carters / Crankcase assembly / Grupo carters



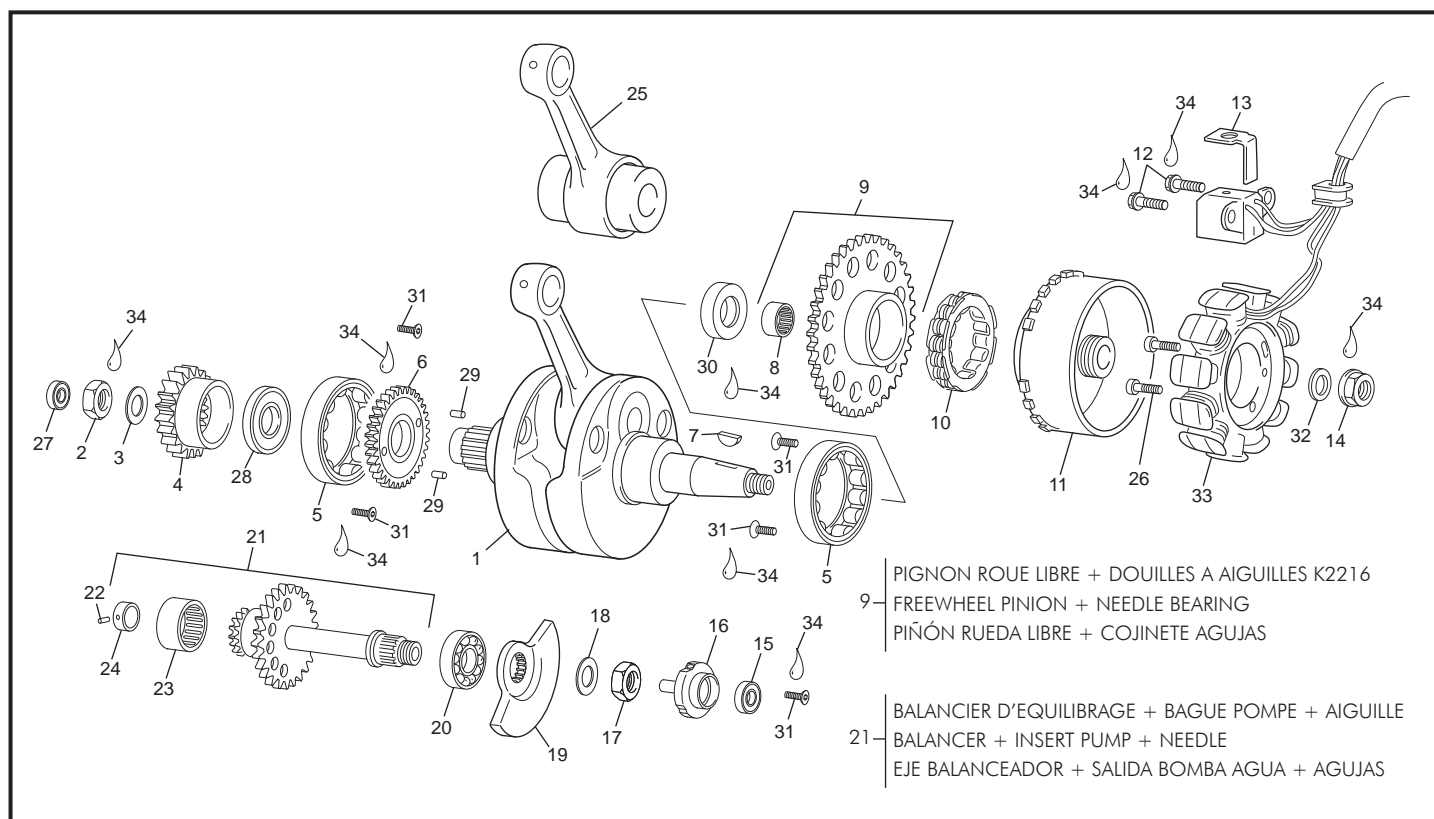
POS.	SE 250i - R / SE 300i - R	FRANÇAIS	ENGLISH	ESPAÑOL
35	0936	TURBINE POMPE EAU	WATER PUMP IMPELLER	TURBINA BOMBA AGUA
36	0935	AXE POMPE A EAU	AXE WATER PUMP	EJE BOMBA ACEITE
37	0940	JOINT SPI 12X24X4,5	SEAL 12X24X4,5	RETÉN 12X24X4,5
38	0939	ROULEMENT 16100	BEARING 16100	COJINETE 16100
39	0096	CIRCLIP	SNAP RING	CIRCLIP
40	0942	CIRCLIP	SNAP RING	CIRCLIP
41	0080	CIRCLIP	SNAP RING	CIRCLIP
42	0955	RONDELLE 8X1 2X1	WASHER 8X1 2X1	ARANDELA 8X1 2X1
43	0954	AIGUILLE 2.5X1 1.8	NEEDLE 2.5X1 1.8	AGUJA 2.5X1 1.8
44	0553	VIS THEP M5X12	SCREW THEP M5X12	TORNILLO THEP M5X12
45	0948	CLOISON DE POMPE HUILE	OIL PUMP COVER	TAPA BOMBA ACEITE
46	0945	AXE POMPE A HUILE	SHAFT OIL PUMP	EJE BOMBA ACEITE
47	0937	JOINT DE POMPE A EAU	WATER PUMP GASKET	JUNTA BOMBA AGUA
48	0938	COUVERCLE POMPE A EAU	WATER PUMP COVER	TAPA BOMBA AGUA
49	2378	COUVERCLE EMBRAYAGE GRIS	COVER CLUTCH GREY	TAPA EMBRAGUE GRIS
50	0989	JOINT COUVERCLE EMBRAYAGE	COVER CLUTCH GASKET	JUNTA TAPA EMBRAGUE
51	0980	CARTER EMBRAYAGE	CLUTCH CRANKCASE	CÁRTER EMBRAGUE
52	0029	VOYANT NIVEAU HUILE	OIL LEVEL GAUGE	VISOR NIVEL ACEITE
53	0606	JOINT TORIQUE 19X3	OIL SEAL 19X3	JUNTA 19X3
54	0509	BOUCHON	CAP	TAPA
55	0601	RONDELLE ALU	WASHER ALU	ARANDELA
56	0592	VIS THEP M6X8	SCREW M6X8	TORNILLO M6X8
57	0547	VIS THEP M6X30	SCREW M6X30	TORNILLO M6X30
58	0548	VIS THEP M6X35	SCREW M6X35	TORNILLO M6X35
59	0552	VIS THEP M6X75	SCREW M6X75	TORNILLO M6X75
60	0855	VIS SPECIAL BOUCHON NINTOR	SCREW	TORNILLO
61	1588	PROTECTEUR PIGNON CHAINE	CASE PROTECTOR	PROTECTOR PIÑÓN CADENA
62	0538	CARTER PIGNON SORTIE BOITE	DRIVE SPROCKET COVER	CÁRTER PROTECTOR PIÑÓN CADENA
63	1701	ENTRETOISE	SPACER	CASQUILLO
64	0008	DOUILLE	DOWEL	CENTRADOR
65	0656	VIS THEP M6X16	SCREW THEP M6X16	TORNILLO THEP M6X16
66	1720	VIS CHC TÊTE BASSE M6X25	SCREW M6X25	TORNILLO M6X25
67	0944	PIGNON POMPE HUILE	OIL PUMP PINION	PIÑÓN BOMBA ACEITE
68	1721	VIS CHC TÊTE BASSE M6X30	SCREW M6X30	TORNILLO M6X30

Groupe carters / Crankcase assembly / Grupo carters



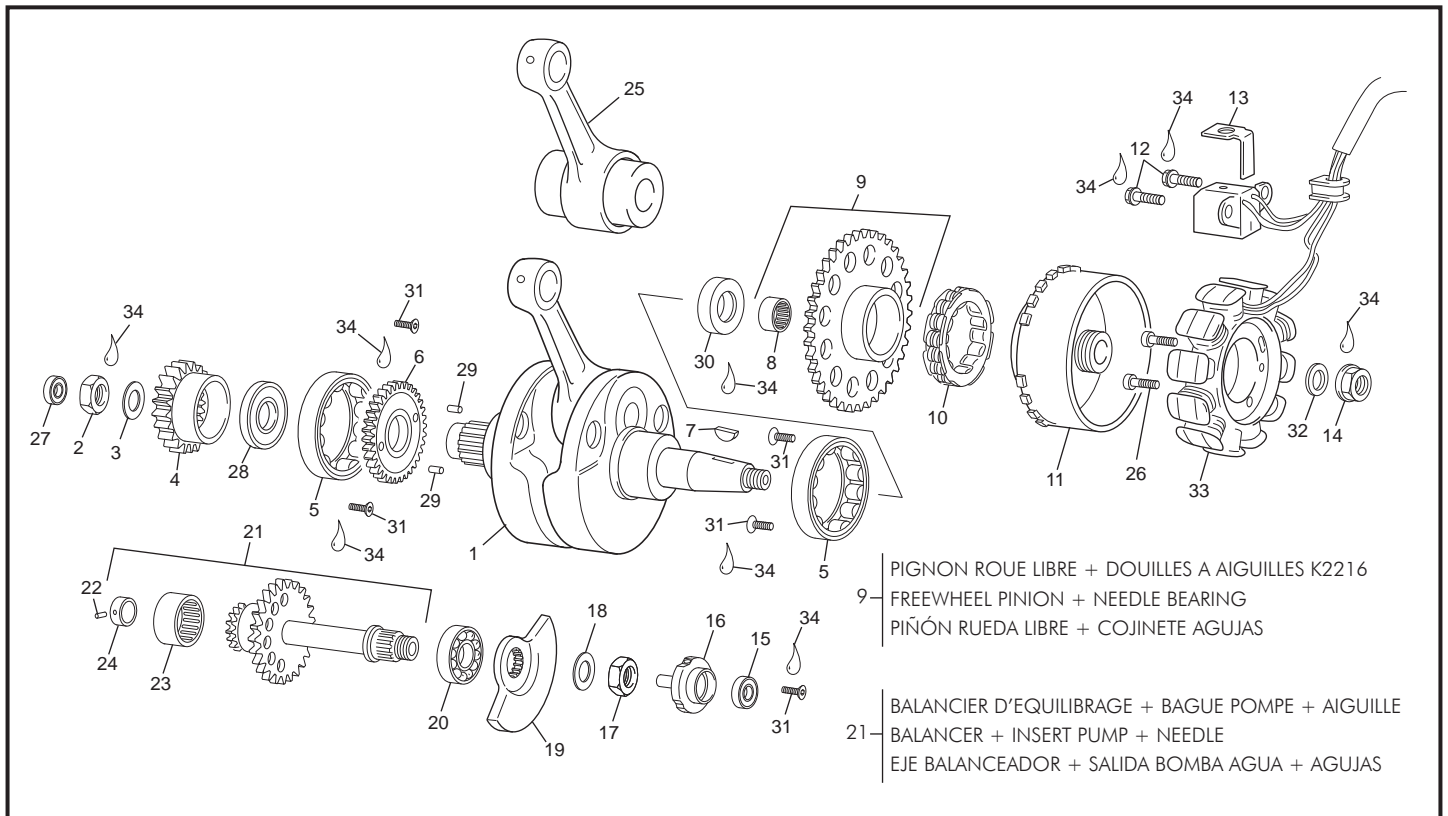
POS.	SE 250i - R / SE 300i - R	FRANÇAIS	ENGLISH	ESPAÑOL
69	1661	RONDELLE ALU 10X14X1.5	WASHER 10X14X1.5	ARANDELA 10X14X1.5
70	0951	RONDELLE ALUMINIUM	ALUMINIUM WASHER	ARANDELA ALUMINIO
71	0949	PISTON CLAPET DE DÉCHARGE	PISTON PRESSURE VALVE	PISTÓN PRESIÓN VÁLVULA
72	0546	VIS THEP M6X20	SCREW M6X20	TORNILLO M6X20
73	4089	GICLEUR HUILE VILEBREQUIN	CRANKSHAFT OIL JET	CHICLE ACEITE CIGÜEÑAL
74	3548	DURITE DE RENIFLARD D'HUILE	OIL BREATHING HOUSE	TUBO VENTILACION

Vilebrequin assemble / Crankshaft assembly / Cigüeñal biela



POS.	SE 250i - R	SE 300i - R	FRANÇAIS	ENGLISH	ESPAÑOL
1	3456	4237	VILEBREQUIN COMPLET (INFO)	CRANKSHAFT ASSEMBLY (INFO)	CIGÜEÑAL (INFO)
1	4237	4237	VILEBREQUIN COMPLET (INFO)	CRANKSHAFT ASSEMBLY (INFO)	CIGÜEÑAL (INFO)
2	0051	0051	ECROU M20X1	SCREW M20X1	TUERCA M20X1
3	0050	0050	RONDELLE 21X32X1.2	WASHER 21X32X1.2	ARANDELA 21X32X1.2
4	0976	0976	PIGNON PRIMAIRE Z21	CLUTCH SHAFT PINION	PIÑÓN PRIMARIO
5	1592	1592	ROULEMENTS ROULEAUX NJ206 EPC/C3	ROLLER BEARING NJ206 EPC/C3	COJINETE ROL. NJ206 EPD/C3
6	0852	0852	PIGNON VILEBREQUIN Z25	CRANKSHAFT PINION Z25	PIÑÓN CIGÜEÑAL Z25
7	0055	0055	CLAVETTE	WOODURFF	CHAVETA
8	0290	0290	DOUILLES A AIGUILLES K2216	NEEDLE BEARING	COJINETE AGUJAS
9	0957	0957	PIGNON ROUE LIBRE Z49	FREEWHEEL PINION	PIÑÓN RUEDA LIBRE
10	2178	2178	ROUE LIBRE	FREEWHEEL	RUEDA LIBRE
11	1893	1893	ROTOR	ROTOR	ROTOR
12	0553	0553	VIS THEP M5X12	SCREW M5X12	TORNILLO M5X12
13	0964	0964	PATTE MAINTIEN FIL ALLUMAGE	IGNITION WIRING CLAMP	PATA SOPORTE HILO ENCENDIDO
14	1405	1405	ECROU M12X1	SCREW M12X1	TUERCA M12X1
15	0660	0660	JOINT 14X24X6	SEAL 14X24X6	RETÉN 14X24X6
16	1581	1581	ROTOR RENIFLARD	BREATHER WHEEL	CENTRIFUGADOR
17	0861	0861	ECROU SCPECIAL M14X1	SCREW M14X1	TUERCA M14X1
18	0887	0887	RONDELLE 14.2X28X1.5	WASHER 14.2X28X1.5	ARANDELA 14.2X28X1.5
19	0851	0851	MASSE D'EQUILIBRAGE	BALANCER WEIGHT	MAÑA DE EQUILIBRAJE
20	0870	0870	ROULEMENTS 6203	BEARING 6203	COJINETE 6203
21	3222	3222	BALANCIER D'EQUILIBRAGE	BALANCER SHAFT	EJE BALANCEADOR
22	0110	0110	AIGUILLE 3X15,8	NEEDLE 3X15,8	AGUJAS 3X15,8
23	0871	0871	ROULEMENTS AIGUILLE 4905	BEARING	COJINETES
24	0853	0853	BAGUE POMPE A EAU	INSERT PUMP DRIVE	SALIDA BOMBA AGUA
25	1512	1512	KIT BIELLE	CRANKSHAFT REPAIR KIT	KIT BIELA
26	M250	M250	VIS CHC M5X16	SCREW M5X16	TORNILLO M5X16
27	0891	0891	JOINT 8X18X5	SEAL 8X18X5	RETÉN 8X18X5
28	0873	0873	JOINT 36X54X7.5	SEAL 36X54X7.5	RETÉN 36X54X7.5
29	0864	0864	AIGUILLE 5X10	NEEDLE 5X10	AGUJAS 5X10
30	1732	1732	ENTRETOISE VILEBREQUIN	SPACER CRANKSHAFT	CASQUILLO CIGÜEÑAL
31	0872	0872	VIS FHC M5X10	SCREW FHC M5X10	TORNILLO FHC M5X10
32	1963	1963	RONDELLE BELLEVILLE 12,2X23X1	SPING WASHER 12,2X23X1	ARANDELA BELLEVILLE 12,2X23X1

Villebrequin assemble / Crankshaft assembly / Cigüeñal biela

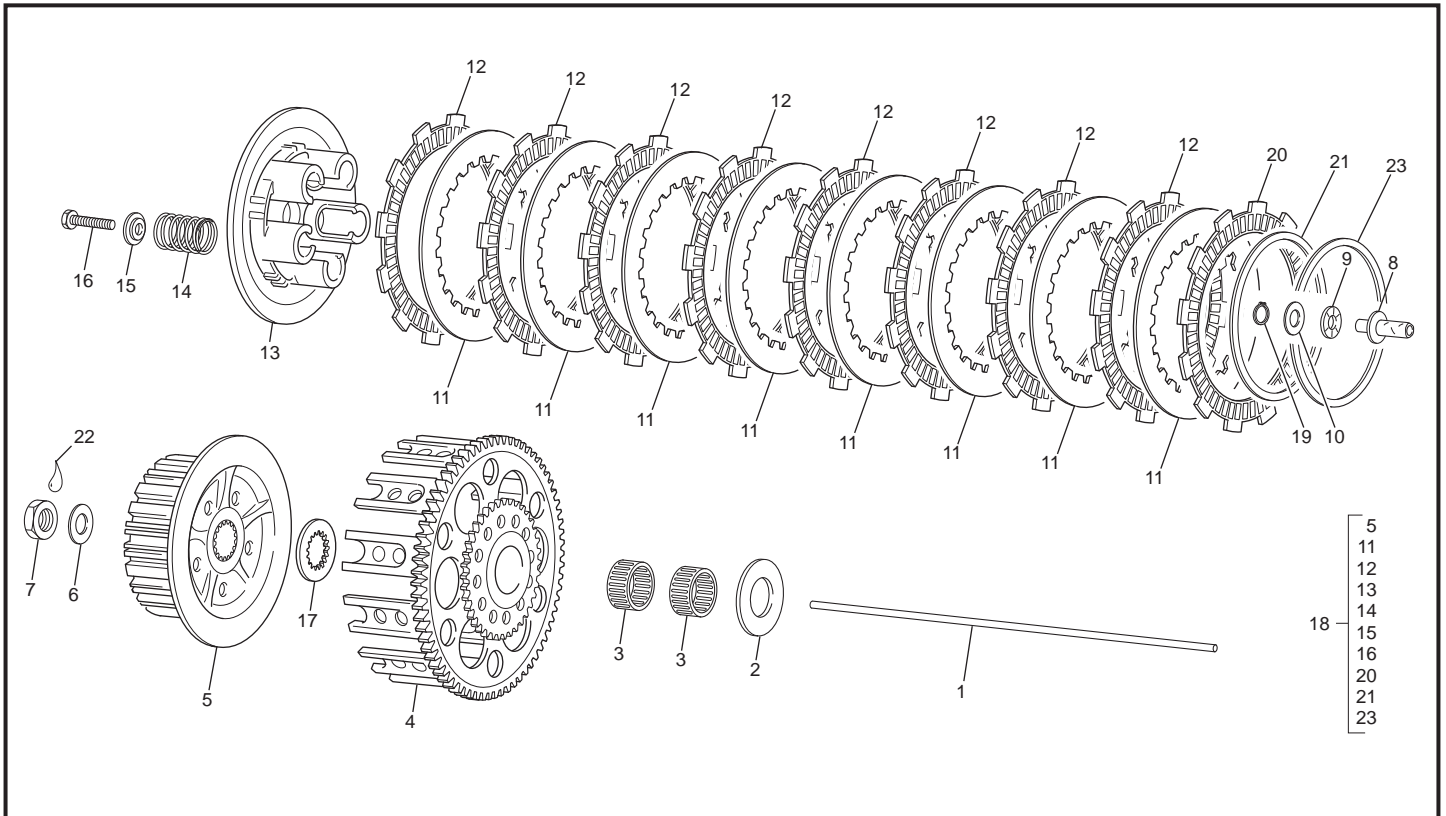


POS.	SE 250i - R	SE 300i - R	FRANÇAIS	ENGLISH	ESPAÑOL
33	0968	0968	STATOR	STATOR	STATOR
34	-----	-----	FREIN FILET BLEU	THREAD LOCKER BLUE	AUTOBLOCANTE AZUL

INFO: 3456 (SE 250i-R) VILEBREQUIN COMPLET POUR N° MOTEUR AVANT S6 - 300 2038
 CRANKSHAFT ASSEMBLY FOR N° ENGINE BEFORE S6 - 300 2038
 CIGÜEÑAL POR N° MOTOR ANTES S6 - 300 2038

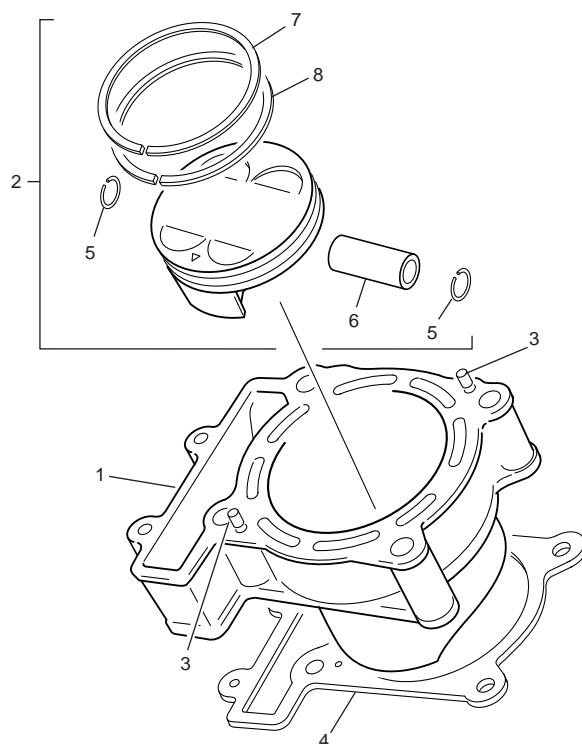
4237 (SE 250i-R) VILEBREQUIN COMPLET POUR N° MOTEUR APRÉS S6 - 300 2038
 CRANKSHAFT ASSEMBLY FOR N° ENGINE AFTER S6 - 300 2038
 CIGÜEÑAL POR N° MOTOR DESPUES S6 - 300 2038

Embrayage / Clutch / Embrague



POS.	SE 250i - R	SE 300i - R	FRANÇAIS	ENGLISH	ESPAÑOL
1	0982	0982	TIGE DE POUSSEE	CLUTCH ACTUATING ROD	VARILLA EMB
2	0990	0990	RONDELLE 22.2X40X1,4	WASHER 22.2X40X1,4	ARANDELA 22.2X40X1,4
3	0992	0992	DOUILLE AIGUILLES 22X26X10	NEEDLE DOWEL 22X26X10	CASQUILLO AGUJAS 22X26X10
4	0977	0977	CLOCHE + PIGNON Z48	CLUTCH BASKET + PINION Z48	CAMPANA EMBRAGUE + PIÑÓN Z48
5	3290	3290	NOIX D'EMBRAYAGE	CLUTCH HUB	CUBO EMBRAGUE
6	1010	1010	RONDELLE 18X35X2	WASHER 18X35X2	ARANDELA 18X35X2
7	0994	0994	ECROU M18X100	SCREW M18X100	TUERCA M18X100
8	0983	0983	BUTTE EMBRAYAGE	CLUTCH RELEASE	PULSADOR AXIAL
9	0997	0997	BUTEE AIGUILLE	NEEDLE THRUST BEARING	CORONA COJINETE AGUJAS
10	0998	0998	RONDELLE 8X21X1	WASHER 8X21X1	ARANDELA 8X21X1
11	0985	0985	DISQUE METAL	METAL DISC	DISCO EMBRAGUE METÁLICO
12	0984	0984	DISQUE GARNI	FRICTION DISC	DISCO EMBRAGUE FORRADO
13	0987	0987	PLATEAU	CLUTCH SPRING HOLDER	PLATO EMBRAGUE
14	0988	0988	RESSORT EMB.	CLUTCH SPRING	MUELLE EMB.
15	3293	3293	RONDELLE 6X18X4	WASHER 6X18X4	ARANDELA 6X18X4
16	0970	0970	VIS TH M6X25	SCREW M6X25	TORNILLO M6X25
17	0991	0991	RONDELLE BUTEE CRENELEE	SPACER WASHER	ARANDELA CRENELEE
18	0854	0854	GROUPE EMBRAYAGE COMPLET	CLUTCH GRUPO	GRUPO EMBRAGUE COMPLETO
19	0080	0080	CIRCLIP	CIRCLIP	SERCLIP
20	3291	3291	DISQUE GARNI SPECIAL	SPECIAL FRICTION DISC	DISCO EMBRAGUE ESPECIAL
21	3292	3292	DISQUE RESSORT	SPRING WASHER	ARANDELA MUELLE
22	-----	-----	FREIN FILET BLEU	THREAD LOCKER BLUE	AUTOBLOCANTE AZUL
23	3387	3387	DISQUE RONDELLE SIEGE	SEAT JUDDER SPRING	ARANDELA ASIENTO DISCO

Cylindre / Cylinder / Cilindro



1836 (2) [2337
2338
Ø 84) 0850
2380

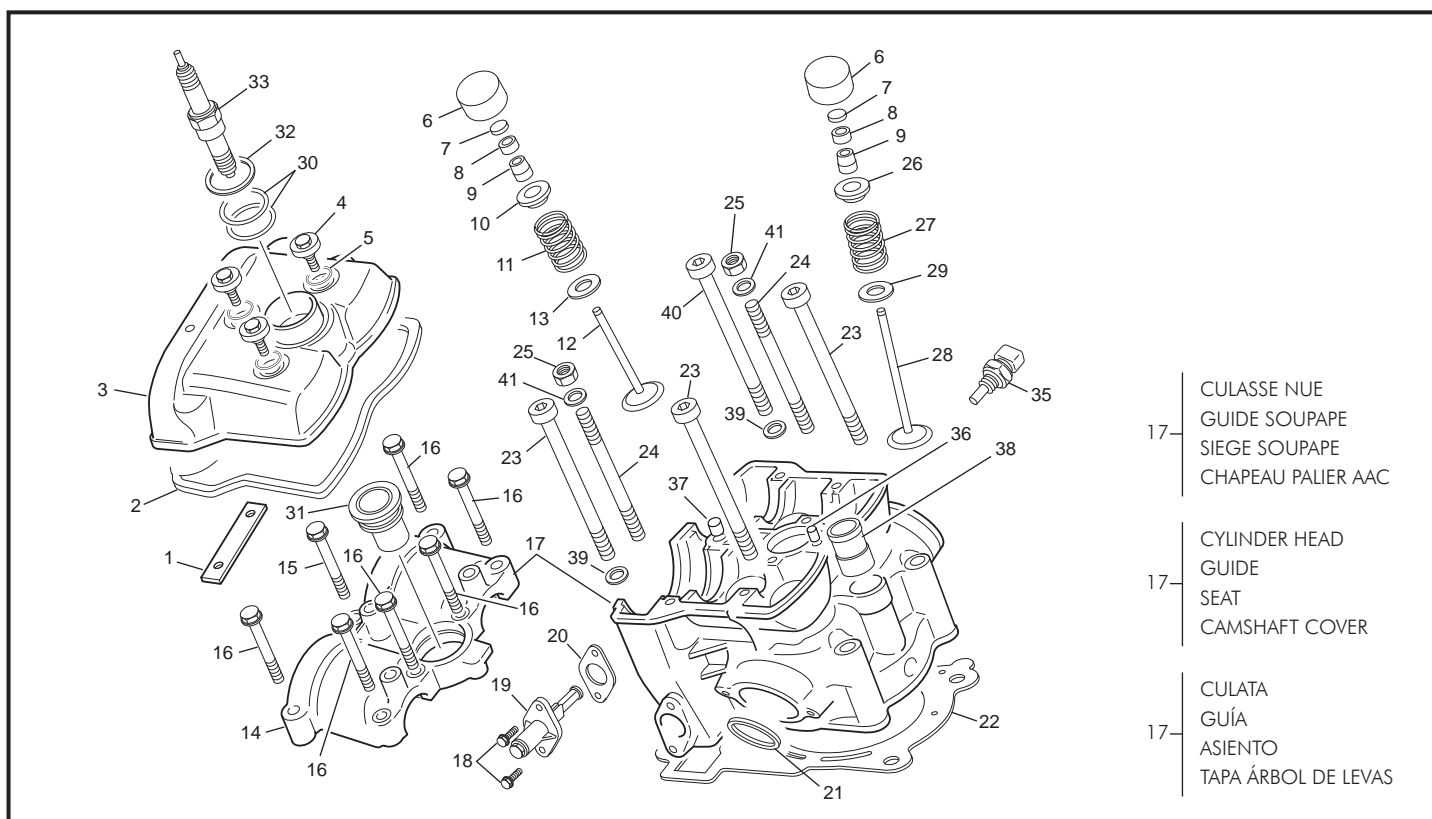
0845 (2) [0847
Ø 78) 0848
0850
0846

POS.	SE 250i - R	SE 300i - R	FRANÇAIS	ENGLISH	ESPAÑOL
1	3274	4380	CYLINDRE (INFO)	CYLINDER (INFO)	CILINDRO (INFO)
1	4272	4380	CYLINDRE (INFO)	CYLINDER (INFO)	CILINDRO (INFO)
2	0845	1836	PISTON COMPLET (INFO)	PISTON ASS. (INFO)	PISTÓN COMPLETO (INFO)
2	4373	1836	PISTON COMPLET (INFO)	PISTON ASS. (INFO)	PISTÓN COMPLETO (INFO)
3	0864	0864	AIGUILLE 5X10	NEEDLE 5X10	AGUJAS 5X10
4	3017	3017	JOINT EMBASE 0,3mm	CYLINDER GASKET 0,3mm	JUNTA CILINDRO 0,3mm
5	0850	0850	CIRCLIP	CIRCLIP	SERCLIP
6	0846	0846	AXE DE PISTON	PISTON PIN	BULÓN PISTÓN
7	0847	2337	SEGMENT DE FEU (INFO)	COMPRESSION RING (INFO)	ARO DE COMPRESIÓN (INFO)
7	4702	2337	SEGMENT DE FEU (INFO)	COMPRESSION RING (INFO)	ARO DE COMPRESIÓN (INFO)
8	0848	2338	SEGMENT RACLEUR HUILE (INFO)	OIL RING PISTON (INFO)	ARO ENGRASE PISTÓN (INFO)
8	4701	2338	SEGMENT RACLEUR HUILE (INFO)	OIL RING PISTON (INFO)	ARO ENGRASE PISTÓN (INFO)

INFO: 3274 (SE 250i-R) POUR N° MOTEUR AVANT S6 - 300 2038
0845 (SE 250i-R) FOR N° ENGINE BEFORE S6 - 300 2038
0847 (SE 250i-R) POR N° MOTOR ANTES S6 - 300 2038
0848 (SE 250i-R)

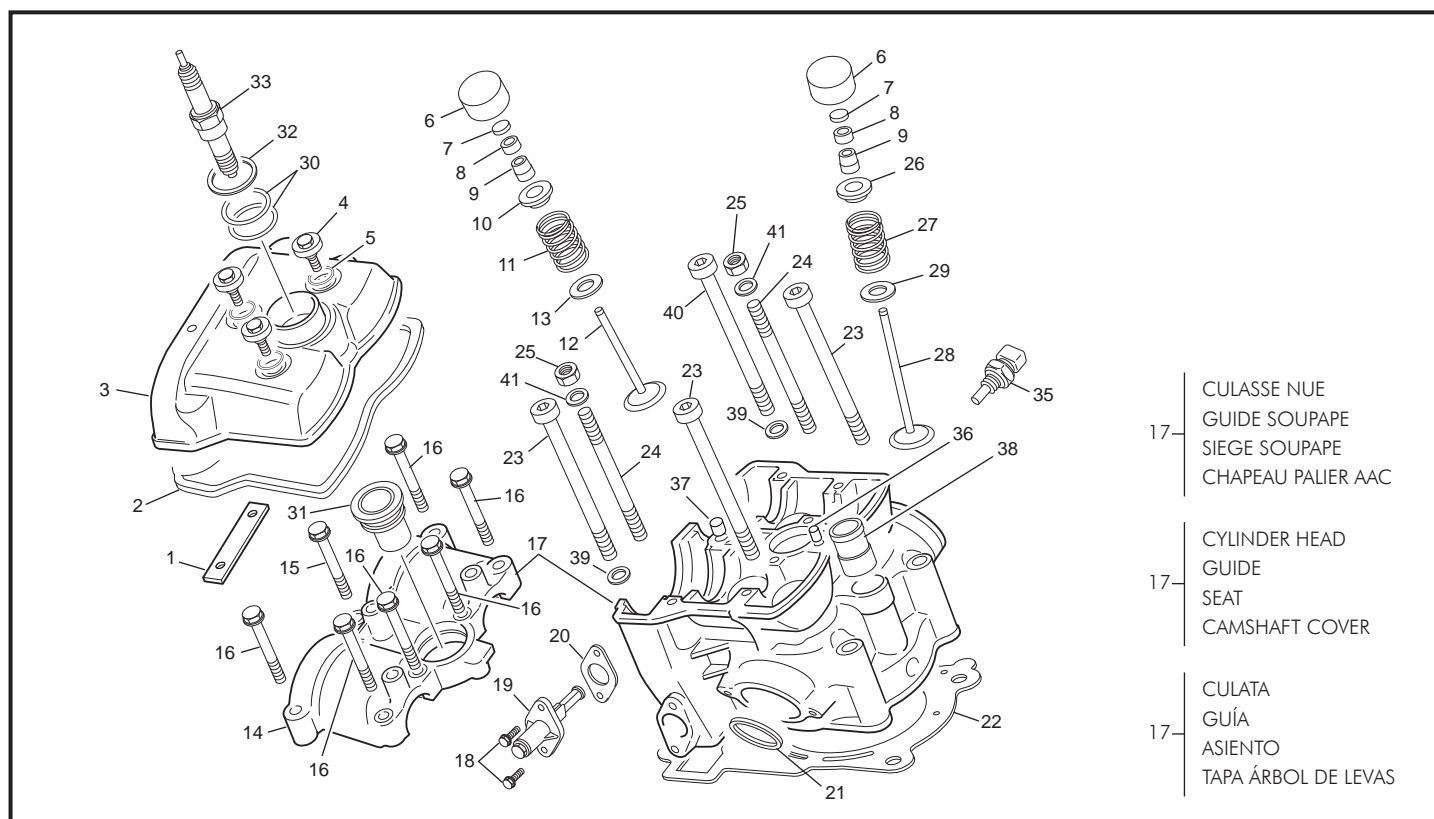
4272 (SE 250i-R) POUR N° MOTEUR APRÉS S6 - 300 2038
4373 (SE 250i-R) FOR N° ENGINE AFTER S6 - 300 2038
4702 (SE 250i-R) POR N° MOTOR DESPUÉS S6 - 300 2038
4701 (SE 250i-R)

Culasse / Cylinder head / Culata



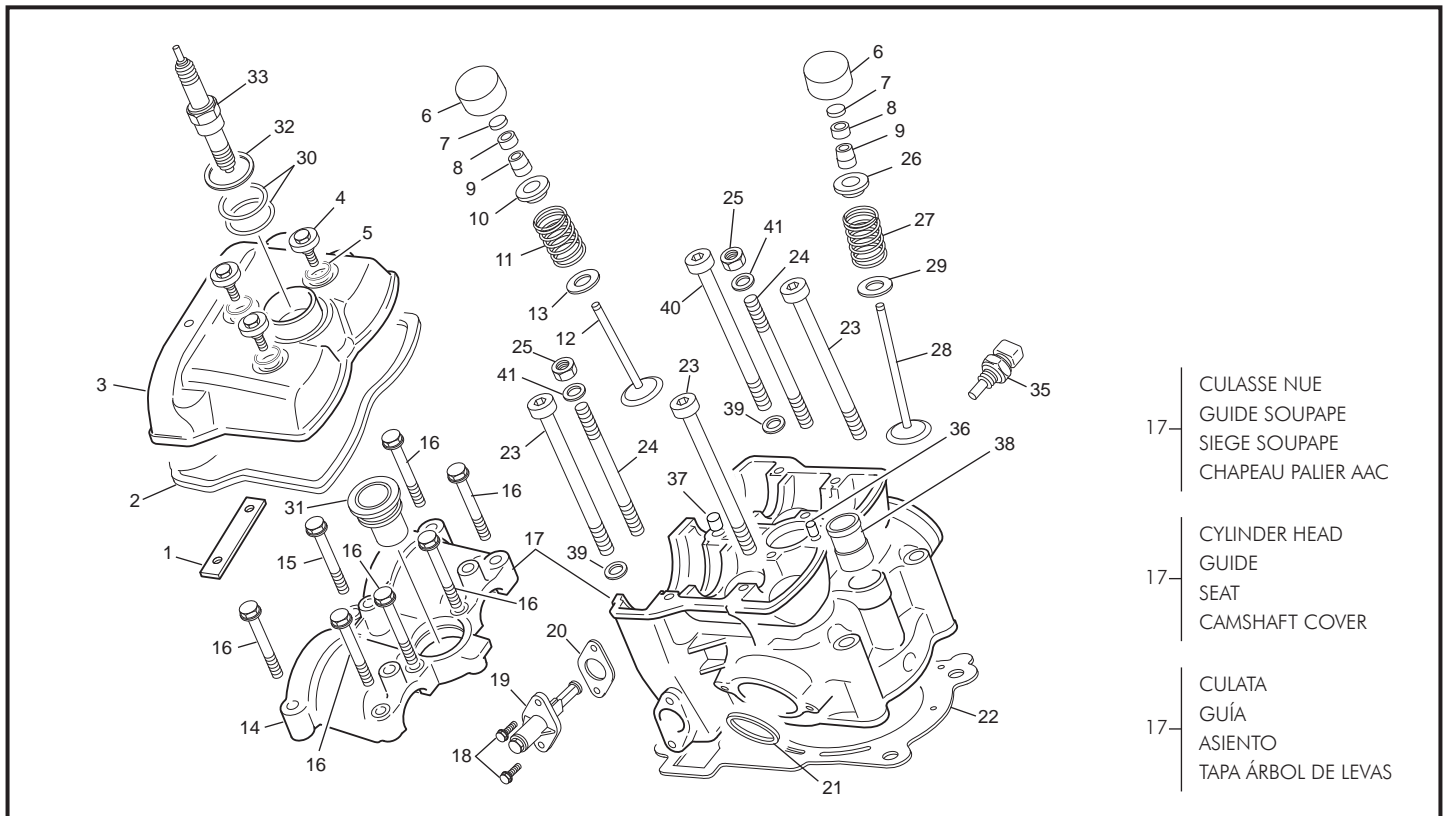
POS.	SE 250i - R	SE 300i - R	FRANÇAIS	ENGLISH	ESPAÑOL
1	1585	1585	PATIN COUVERCLE CULASSE	CHAIN GUIDE	PATÍN TAPA CULATA
2	0902	0902	JOINT COUVERCLE CULASSE	CYLINDER HEAD COVER GASKET	JUNTA TAPA CULATA
3	0904	0904	COUVERCLE CULASSE	CYLINDER HEAD COVER	TAPA CULATA
4	0901	0901	VIS COUVERCLE CULASSE M6x10	SCREW CYLINDER HEAD COVER	TORNILLO TAPA CULATA
5	0900	0900	JOINT TORIQUE 1.5X2.7 VIS COUV. CU.	O-RING CYLINDER HEAD COVER	JUNTA TÓRICA TORNILLO TAPA CULATA
6	0910	0910	POUSSOIR Ø 24	TAPPET Ø 24	BOTÓN Ø 24
7	3469	3469	PASTILLE DE REGLAGE 1.2	VALVE ADJUSTING 1.2	PASTILLA REGLAJE 1.2
7	3470	3470	PASTILLE DE REGLAGE 1.25	VALVE ADJUSTING 1.25	PASTILLA REGLAJE 1.25
7	3471	3471	PASTILLE DE REGLAGE 1.30	VALVE ADJUSTING 1.30	PASTILLA REGLAJE 1.30
7	3472	3472	PASTILLE DE REGLAGE 1.35	VALVE ADJUSTING 1.35	PASTILLA REGLAJE 1.35
7	3473	3473	PASTILLE DE REGLAGE 1.40	VALVE ADJUSTING 1.40	PASTILLA REGLAJE 1.40
7	3474	3474	PASTILLE DE REGLAGE 1.45	VALVE ADJUSTING 1.45	PASTILLA REGLAJE 1.42
7	1596	1596	PASTILLE DE REGLAGE 1.5	VALVE ADJUSTING 1.5	PASTILLA REGLAJE 1.5
7	1598	1598	PASTILLE DE REGLAGE 1.54	VALVE ADJUSTING 1.54	PASTILLA REGLAJE 1.54
7	1600	1600	PASTILLE DE REGLAGE 1.58	VALVE ADJUSTING 1.58	PASTILLA REGLAJE 1.58
7	1602	1602	PASTILLE DE REGLAGE 1.62	VALVE ADJUSTING 1.62	PASTILLA REGLAJE 1.62
7	1604	1604	PASTILLE DE REGLAGE 1.66	VALVE ADJUSTING 1.66	PASTILLA REGLAJE 1.66
7	1606	1606	PASTILLE DE REGLAGE 1.7	VALVE ADJUSTING 1.7	PASTILLA REGLAJE 1.7
7	1608	1608	PASTILLE DE REGLAGE 1.74	VALVE ADJUSTING 1.74	PASTILLA REGLAJE 1.74
7	1610	1610	PASTILLE DE REGLAGE 1.78	VALVE ADJUSTING 1.78	PASTILLA REGLAJE 1.78
7	1612	1612	PASTILLE DE REGLAGE 1.82	VALVE ADJUSTING 1.82	PASTILLA REGLAJE 1.82
7	1614	1614	PASTILLE DE REGLAGE 1.86	VALVE ADJUSTING 1.86	PASTILLA REGLAJE 1.86
7	1616	1616	PASTILLE DE REGLAGE 1.9	VALVE ADJUSTING 1.9	PASTILLA REGLAJE 1.9
7	1618	1618	PASTILLE DE REGLAGE 1.94	VALVE ADJUSTING 1.94	PASTILLA REGLAJE 1.94
7	1620	1620	PASTILLE DE REGLAGE 1.98	VALVE ADJUSTING 1.98	PASTILLA REGLAJE 1.98
7	1622	1622	PASTILLE DE REGLAGE 2.02	VALVE ADJUSTING 2.02	PASTILLA REGLAJE 2.02
7	1624	1624	PASTILLE DE REGLAGE 2.06	VALVE ADJUSTING 2.06	PASTILLA REGLAJE 2.06
7	1626	1626	PASTILLE DE REGLAGE 2.1	VALVE ADJUSTING 2.1	PASTILLA REGLAJE 2.1
7	1628	1628	PASTILLE DE REGLAGE 2.14	VALVE ADJUSTING 2.14	PASTILLA REGLAJE 2.14
7	1630	1630	PASTILLE DE REGLAGE 2.18	VALVE ADJUSTING 2.18	PASTILLA REGLAJE 2.18
7	1632	1632	PASTILLE DE REGLAGE 2.22	VALVE ADJUSTING 2.22	PASTILLA REGLAJE 2.22
7	1634	1634	PASTILLE DE REGLAGE 2.26	VALVE ADJUSTING 2.26	PASTILLA REGLAJE 2.26
7	1636	1636	PASTILLE DE REGLAGE 2.3	VALVE ADJUSTING 2.3	PASTILLA REGLAJE 2.3
7	1638	1638	PASTILLE DE REGLAGE 2.34	VALVE ADJUSTING 2.34	PASTILLA REGLAJE 2.34

Culasse / Cylinder head / Culata



POS.	SE 250i - R	SE 300i - R	FRANÇAIS	ENGLISH	ESPAÑOL
7	1640	1640	PASTILLE DE REGLAGE 2.38	VALVE ADJUSTING 2.38	PASTILLA REGLAJE 2.38
7	1641	1641	PASTILLE DE REGLAGE 2.4	VALVE ADJUSTING 2.4	PASTILLA REGLAJE 2.4
7	1643	1643	PASTILLE DE REGLAGE 2.44	VALVE ADJUSTING 2.44	PASTILLA REGLAJE 2.44
7	1645	1645	PASTILLE DE REGLAGE 2.48	VALVE ADJUSTING 2.48	PASTILLA REGLAJE 2.48
7	1647	1647	PASTILLE DE REGLAGE 2.52	VALVE ADJUSTING 2.52	PASTILLA REGLAJE 2.52
7	1649	1649	PASTILLE DE REGLAGE 2.56	VALVE ADJUSTING 2.56	PASTILLA REGLAJE 2.56
7	1650	1650	PASTILLE DE RÉGLAGE 2.58	VALVE ADJUSTING 2.58	PASTILLA REGLAJE 2.58
7	0911	0911	PASTILLE DE RÉGLAGE 2.60	VALVE ADJUSTING 2.60	PASTILLA REGLAJE 2.60
8	0930	0930	DEMI CONE	VALVE SPRING RETAINER	SEMICONO VÁLVULA
9	0934	0934	JOINT SOUPAPE	VALVE SEAL	RETÉN VÁLVULA
10	3370	3370	COUPELLE DE SOUPAPE ECHAPPEMENT	EXHAUST VALVE SPRING CAP	SOMBRERETE VÁLVULA ESCAPE
11	3368	3368	RESSORT SOUPAPE ECHAPPEMENT	INTAKE VALVE SPRING	MUELLE VÁLVULA ESCAPE
12	0928	0928	SOUPAPES ECHAPPEMENT	EXHAUST VALVE	VÁLVULA ESCAPE
13	1518	1518	SIEGE DE RESSORT ECHAPPEMENT	VALVE SPRING WASHER	ARANDELA MUELLE VÁLVULA END
14	0909	0909	CHAPERU PALIER ARBRE A CAME	CAMSHAFT COVER	TAPA ÁRBOL DE LEVAS
15	0548	0548	VIS THEP M6X35	SCREW THEP M6X35	TORNILLO THEP M6X35
16	0547	0547	VIS THEP M6X30	SCREW THEP M6X30	TORNILLO THEP M6X30
17	3077	4378	CULASSE ASSEMBLÉE	CYLINDER READ ASSEMBLY	CONJUNTO CULATA
18	0656	0656	VIS THEP M6X16	SCREW THEP M6X16	TORNILLO THEP M6X16
19	0921	0921	TENDEUR DE CHAINE	CHAIN TENSIONER ASSEMBLY	SENSOR CADENA DISTRIB.
20	0922	0922	JOINT TENDEUR	GASKET	JUNTA TENSOR
21	1766	1766	JOINT D'ECHAPPEMENT	EXHAUST GASKET	JUNTA ESCAPE
22	3114	3016	JOINT DE CULASSE 3 FEUILLES (INFO)	CYLINDER HEAD GASKET 3 SHEETS	JUNTA CULATA 3 HOJAS (INFO)
22	4375	3016	JOINT DE CULASSE 3 FEUILLES (INFO)	CYLINDER HEAD GASKET 3 SHEETS	JUNTA CULATA 3 HOJAS (INFO)
23	0896	0896	VIS M10X115	SCREW M10X115	TORNILLO M10X115
24	0898	0898	GOUJON CYLINDRE	PIN	GAVIA
25	C440	C440	ECROU M6	HEXNUT M6	TUERCA M6
26	0929	0929	COUPELLE DE SOUPAPE D'ADMISSION	INLET VALVE SPRING CAP	SOMBRERETE VÁLVULA ADMISIÓN
27	0931	0931	RESSORT SOUPAPE D'ADMISSION	INLET VALVE SPRING	MUELLE VÁLVULA ADMISIÓN
28	0927	0927	SOUPAPE D'ADMISSION	INLET VALVE	VÁLVULA ADMISIÓN
29	0933	0933	SIEGE DE RESSORT D'ADMISSION	INLET VALVE SPRING WASHER	ARANDELA MUELLE VÁLVULA ADMISIÓN
30	0969	0969	JOINT TORIQUE 28X2 MBR	O RING 28X2 NBR	JUNTA 28X2 NBR
31	0895	0895	PUIT DE BOUGIE	TUBE WELL OK SPARK	TUBO PASO BUJÍA
32	0899	0899	JOINT DE PUIT DE BOUGIE	SPARK GASKET	JUNTA BUJÍA

Culasse / Cylinder head / Culata

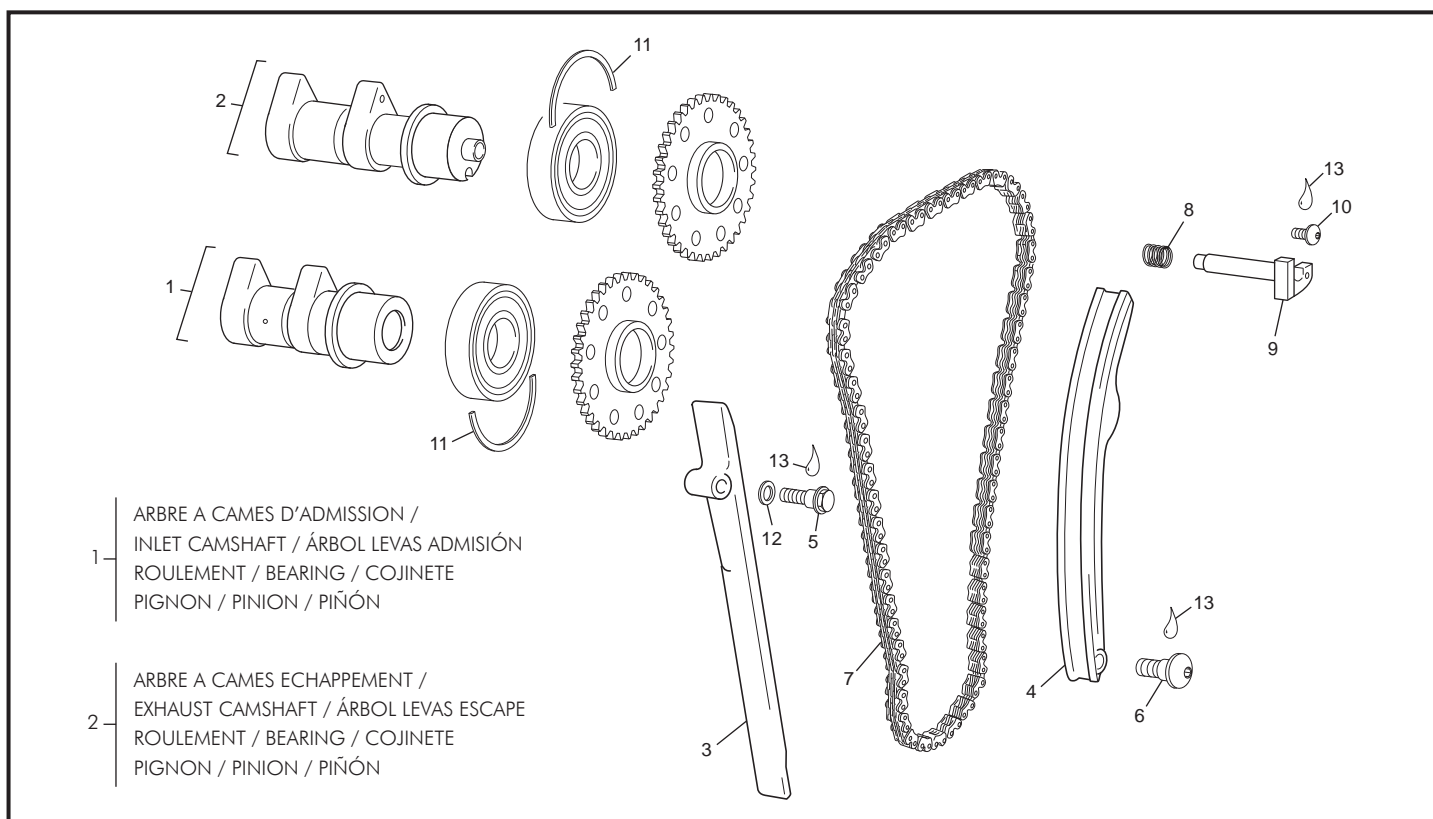


POS.	SE 250i - R	SE 300i - R	FRANÇAIS	ENGLISH	ESPAÑOL
33	0431	0431	BOUGIE	SPARK	BUJÍA
35	0380	0380	CAPTEUR D'EAU	WATER SENSOR	SENSOR AGUA
36	0864	0864	AIGUILLE 5X10	NEEDLE 5X10	AGUJA 5X10
37	0008	0008	DOUILLE DE CENTRAGE	DOWEL	CENTRADOR
38	0464	0464	RACCORD CULASSE DURITE	WATER CONNECTION	CONECTOR TUBO
39	1774	1774	BAGUE D'APPUI VIS CULASSE 250 END	SPACER SCREW CYLINDER HEAD 250 END	CASQUILLO TORNILLO CULATA 250 END
40	0897	0897	VIS M10X125	SCREW M10X125	TORNILLO M10X125
41	2390	2390	RONDELLE	WASHER	ARANDELA

INFO: 3114 (SE 250i-R) POUR N° MOTEUR AVANT S6 - 300 2038
 FOR N° ENGINE BEFORE S6 - 300 2038
 POR N° MOTOR ANTES S6 - 300 2038

4375 (SE 250i-R) POUR N° MOTEUR APRÉS S6 - 300 2038
 FOR N° ENGINE AFTER S6 - 300 2038
 POR N° MOTOR DESPUES S6 - 300 2038

Distribution / Camshaft and drive assembly / Distribución

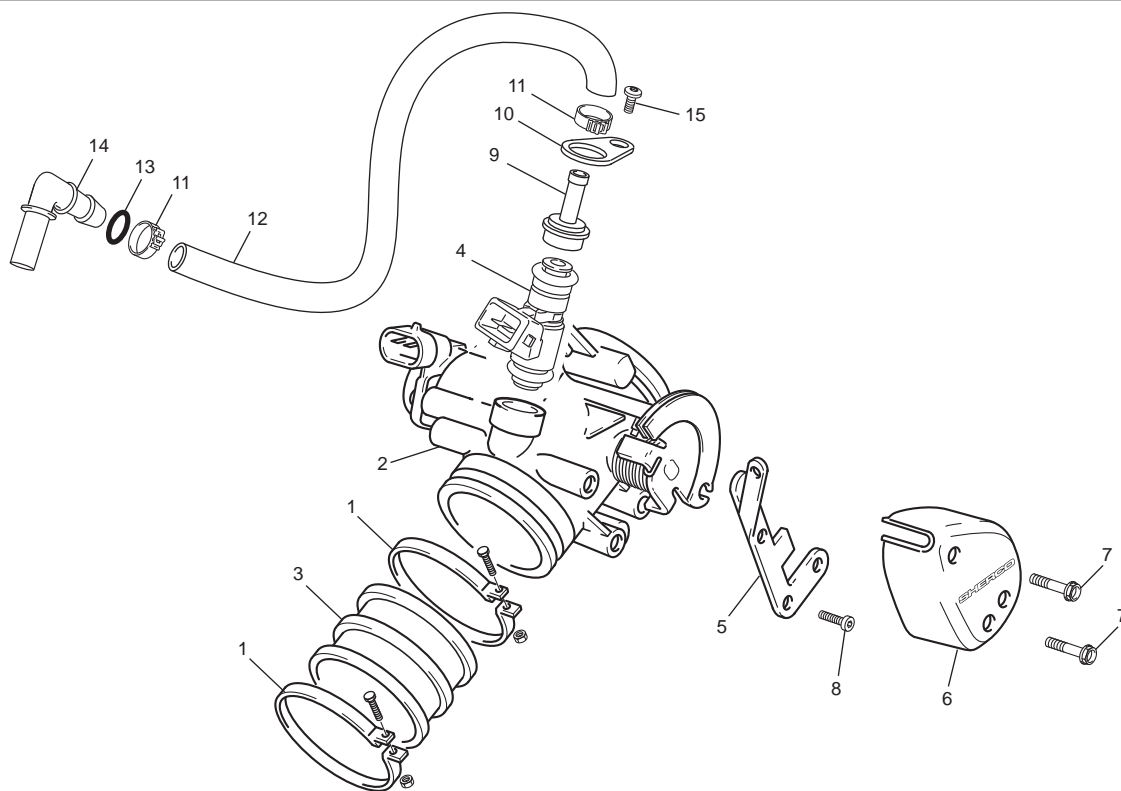


POS.	SE 250i - R	SE 300i - R	FRANÇAIS	ENGLISH	ESPAÑOL
1	1800	4672	ARBRE A CAMES D'ADMISSION (INFO)	INLET CAMSHAFT ASS. (INFO)	ÁRBOL LEVAS ADMISIÓN (INFO)
1	4700	4672	ARBRE A CAMES D'ADMISSION (INFO)	INLET CAMSHAFT ASS. (INFO)	ÁRBOL LEVAS ADMISIÓN (INFO)
2	1801	4671	ARBRE A CAMES ECHAPPEMENT (INFO)	EXHAUST CAMSHAFT ASS. (INFO)	ÁRBOL LEVAS ESCAPE (INFO)
2	4699	4671	ARBRE A CAMES ECHAPPEMENT (INFO)	EXHAUST CAMSHAFT ASS. (INFO)	ÁRBOL LEVAS ESCAPE (INFO)
3	0913	0913	GUIDE CHAINE DISTRIBUTION	CHAIN GUIDE	GUÍA CADENA DISTRIBUCIÓN
4	0914	0914	PATÍN TENDEUR CHAINE DITRIB.	CHAIN GUIDE	PATÍN CADENA DISTRIBUCIÓN
5	0915	0915	VIS SPECIAL TH M8	SCREW M8	TORNILLO M8
6	0916	0916	VIS SPECIAL M6	SCREW M6	TORNILLO M6
7	1892	1892	CHAINE E218 DISTRIBUTION	CAMSHAFT	CADENA DISTRIBUCIÓN
8	1511	1511	RESSORT DECOMPRESSEUR	DECOMPRESSOR SPRING	MUELLE DESCOMPRESOR AUTO
9	1510	1510	DECOMPRESSEUR	DECOMPRESSOR	DESCOMPRESOR
10	1687	1687	VIS BHC EP M5X10	SCREW M5X10	TORNILLO M5X10
11	0926	0926	DEMI SEGMENT D'ARRET	HALF LINE	SEMI SEGMENTO
12	0120	0120	RONDELLE M8	WASHER M8	ARANDELA M8
13	-----	-----	FREIN FILET BLEU	THREAD LOCKER BLUE	AUTOBLOCANTE AZUL

INFO: 1800 (SE 250i-R) POUR N° MOTEUR AVANT S6 - 300 2038
1801 (SE 250i-R) FOR N° ENGINE BEFORE S6 - 300 2038
POR N° MOTOR ANTES S6 - 300 2038

4700 (SE 300i-R) POUR N° MOTEUR APRÉS S6 - 300 2038
4699 (SE 300i-R) FOR N° ENGINE AFTER S6 - 300 2038
POR N° MOTOR DESPUES S6 - 300 2038

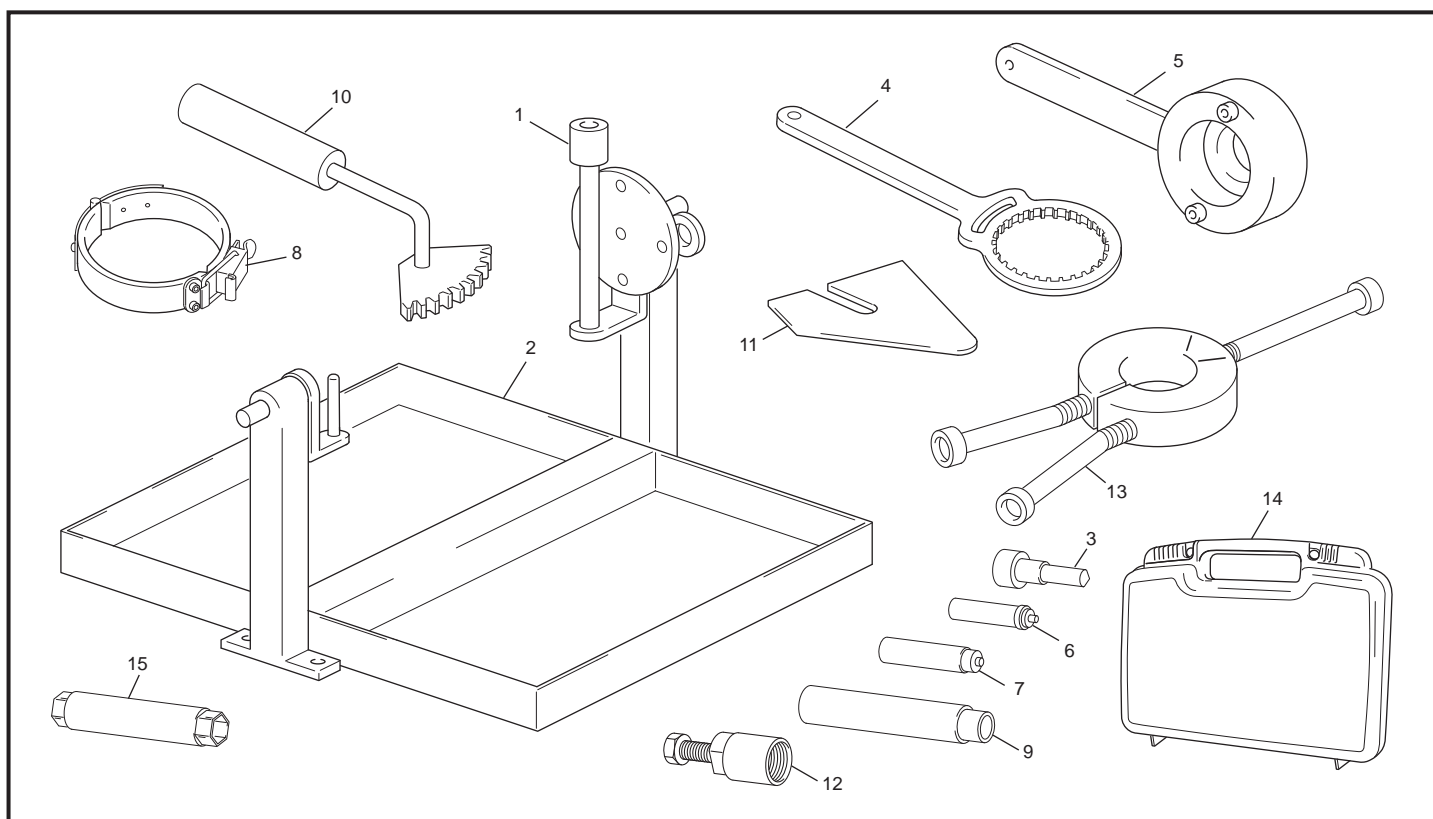
Corps injection / Injector body / Cuerpo inyección



POS.	SE 250i - R	SE 300i - R	FRANÇAIS	ENGLISH	ESPAÑOL
1	4685	4685	COLLIER	HOSE CLAMP	BRIDA TOBERA
2	2194	4627	CORP D'INJECTION (INFO)	INJECTOR BODY (NFO)	CUERPO INYECCIÓN (NFO)
2	4627	4627	CORP D'INJECTION (INFO)	INJECTOR BODY (NFO)	CUERPO INYECCIÓN (NFO)
3	0377	0377	MANCHON CULASSE/INJECTION	MANIFOLD - CYLIND. HEAD TO INJECT.	TOBERA CULATA/INYECCIÓN
4	2195	2195	INJECTEUR 250/300	INJECTOR 250/300	INYECTOR 250/300
5	0539	0539	SUPPORT CABLE GAZ	THROTTLE CABLE BRACKET	SOPORTE CABLE DE GAS
6	0540	0540	COUVERCLE CORP INJECTION	INJECTOR COVER	TAPA CUERPO INYECCIÓN
7	0554	0554	VIS THEP 5X20	SCREW 5X20	TORNILLO 5X20
8	0655	0655	VIS THEP 5X10	SCREW 5X10	TORNILLO 5X10
9	3483	3483	RACCORD ESSENCE DROIT	INJECTOR SUPPORT	CHAPA FIJACIÓN INYECTOR
10	3543	3543	PLAQUE MAINTIEN RACCORD	BRDET INJECTOR	BRIDA CHAPA FIJACIÓN INYECTOR
11	H263	H263	COLLIER CLIC	COLLAR	ABRAZADERA
12	3487	3487	DURITE D'ESSENCE	HOSE INJECTOR	TUBO GASOLINA
13	3547	3547	JOINT TORIQUE	ORING	TÓRICA
14	3546	3546	RACCORD RAPIDE	FAST FUEK CO	CONECTOR TUBO GASOLINA RAPADO
15	3004	3004	VIS BHCE M5X12	SCREW BHCE M5X12	TORNILLO BHCE M5X12

INFO: 2194 (SE 250i-R) POUR N° MOTEUR AVANT S6 - 300 2038
 FOR N° ENGINE BEFORE S6 - 300 2038
 POR N° MOTOR ANTES S6 - 300 2038

4627 (SE 300i-R) POUR N° MOTEUR APRÉS S6 - 300 2038
 FOR N° ENGINE AFTER S6 - 300 2038
 POR N° MOTOR DESPUES S6 - 300 2038

Outillage / Tools / Utilajes


POS.	SE 250i - R / SE 300i - R	FRANÇAIS	ENGLISH	ESPAÑOL
1	1821	OUTIL SUPPORT MOTEUR	ENGINE SUPPORT TOOL	ÚTIL SOPORTE MOTOR
2	R481	SERVANTE	CONTAINER	BANDEJA
3	1819	VIS MISE AU PMH	DEAD POINT SCREW	TORNILLO ÚTIL PUNTO MUERTO SUP.
4	1814	OUTIL CLOCHE EMBRAYAGE	CLUTCH HOLDER TOOL	ÚTIL CAMPANA EMBRAGUE
5	1815	OUTIL BLOC ALLUMAGE	IGNITION HOLDER TOOL	ÚTIL ENCENDIDO
6	1822	OUTIL ROULEMENT AXE POMPE À EAU	WATER PUMP BEARING TOOL	ÚTIL ROD. BOMBA DE AGUA
7	1968	OUTIL SPY POMPE À EAU	OIL SEAL WATER PUMP TOOL	ÚTIL OIL SEAL BOMBA DE AGUA
8	1816	SERRE SEGMENT	RING TOOL	ÚTIL AROS
9	R450	OUTIL MONTAGE SPY SÉLECTEUR	OIL SEAL GEAR SHIFT LEVER TOOL	ÚTIL RETÉN PALANCA CAMBIO
10	1817	OUTIL BLOC PIGNON PRIMAIRE	PINION CLUTCH SHAFT TOOL	ÚTIL PIÑÓN PRIMARIO
11	1818	SUPPORT PISTON	PISTON SUPPORT	APOYO PISTÓN
12	R462	EXTRACTEUR VOLANT	FLYWHEEL PULLER	EXTRACTOR VOLANTE
13	R464	EXTRACTEUR ANEAU	RING EXTRACTOR	EXTRACTOR ANILLO
14	R471	OUTIL DIAGNOSTIQUE INJECTION	DIAGNOSTIC TOOL INJECTOR	ÚTIL DIAGNÓSTICO INYECCIÓN
15	3785	CLEF A BOUGIE SPECIAL 250/300	SPARK KEY ADAPTETOR	LLAVE BUJÍA



created by www.ciandisseny.com

SHERCO
www.sherco.com

2013

 **MICHELIN** **MINERVA OIL**

SHERCO
Motorcycles